

 Submit Comment	 To Views	 Expand	 Collapse	 QMX Help & Support	 Printer Friendly
------------------------------------------------------------------------------------------------------------------	------------------------------------------------------------------------------------------------------------	----------------------------------------------------------------------------------------------------------	------------------------------------------------------------------------------------------------------------	--------------------------------------------------------------------------------------------------------------------------	----------------------------------------------------------------------------------------------------------------------



STG - Systems

Server Packaging Instructions: x306 [Subscribe](#)..[Unsubscribe](#)
(8836, 8489)

No. P-04126 Rev. 6 Production Date: .
05/22/2006

Owner: Jeffrey Miller
Online Version is the Master

NOTE: This document is designed to be used online. You are responsible to use only the “Production” version online.

IMPORTANT NOTICE: The Federal Aviation Administration requires certification that packages shipped by air do not contain explosives, hazardous materials, incendiaries or other destructive devices. Therefore, just prior to sealing the carton, you must inspect its contents to confirm that it contains only parts specified on the IBM bill of materials. If the contents meet specifications, then seal the carton with IBM logo tape or another tamper evident indicator specified on the bill of materials. The logo tape or tamper evident seal will indicate that the carton can be certified to meet FAA standards for air shipment. If you discover parts or devices that appear suspicious (whether or not potentially explosive), carefully secure the carton on the line and notify IBM management promptly.

- Information contained in this document is for reference purposes only.
- Process and Part Numbers may vary in each manufacturing location.
- Refer to local site procedures and Bill of Materials for any substitutions.
- No deviation is to be made to the overall assembly without prior written approval from the responsible Packaging Engineer.

Table of Contents

Section 1 - Unit Packaging
Section 2 - Manufacturing Palletization
Section 3 - Distribution
Section 4 - Material Listing (BOM)



Section 1 - Unit Packaging

1.1 - Assemble carton 25P1045 and tape the bottom flaps shut as shown.




1.2 - Place bag 37L7937 onto the unit and put cushions 01R3953 into the unit as shown (front and rear), with cut-outs on right side of unit. Note the bag is removed to show the unit orientation.

Use Tamper Label (06P6550) to seal edges of closed bag. Make sure bag is pulled tight.



NOTE: Break apart the cushions from each other, then push out the hinges as shown.



1.3 - Place the unit, with the cushions into the box.

1.4 - Insert fillers 01R3954 on both sides of unit with cut-out lining up on one side with cushions as shown.



1.5 - Place the rail kit into the recessed area of cushion set , 01R3953, as shown.



NOTE: Do not place shipgroup components in the empty space between the system and carton.



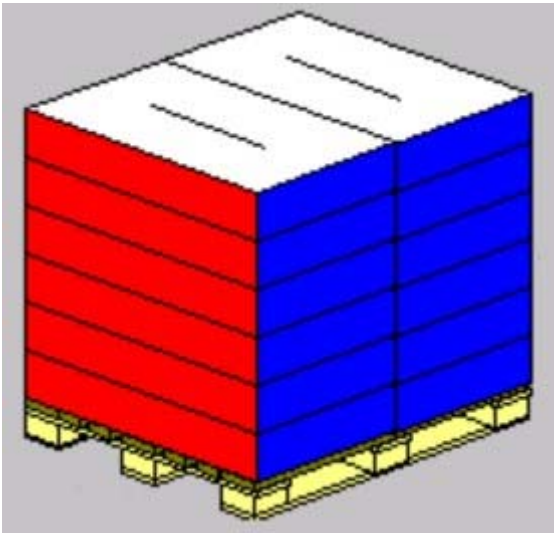
1.5 - Close flaps and seal carton as shown using IBM logo tape.



Section 2 - Manufacturing Palletization

3.1 - Worldwide Palletization

3.1.1 - Place up to 12 systems on a full size pallet (6038887) in even quantities.

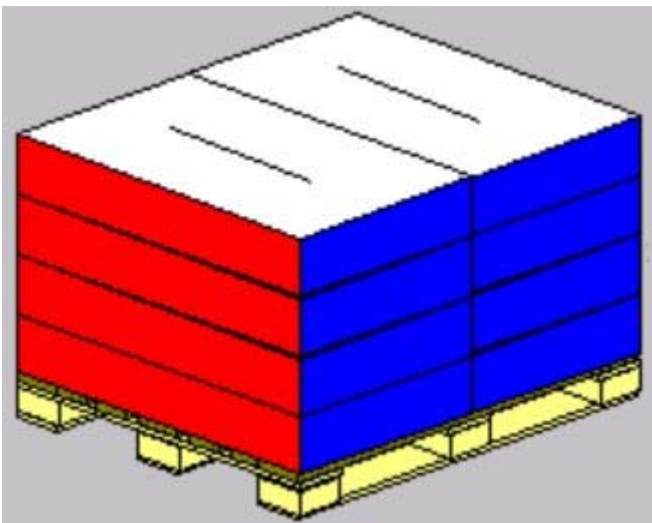


3.1.2 Secure load to pallet utilizing materials listed on BOM.

3.1.3 - Place two pallet labels (33G6283) on the front and left sides of the pallet load.

3.2 - EMEA Palletization

3.2.1 - Place up to 8 systems on a full size pallet (6038887) in even quantities.



3.2.2 - Secure load to pallet utilizing materials listed on BOM.

3.2.3 - Place two pallet labels (33G6283) on the front and left sides of the pallet load.

Section 4 - Distribution

Worldwide

Quantity	Half Pallet	Full Pallet	Empty Box w/ label
1-5	X		
6		X	
7		X	1
8		X	
9		X	1
10		X	
11		X	1
12		X	

EMEA

Quantity	Half Pallet	Full Pallet	Empty Box w/ label
1-5	X		
6		X	
7		X	1
8		X	

4.2 - Label load for shipment as necessary.

Section 4 - Materials Listing (BOM)

Server Systems
Packaging BOM 01R3941
25P1045 - Server Carton
01R3953 - Cushions
01R3954 - Divider
37L7937 - Bag
06P6550 - Padlock Label

- ▶ **General Information**
- ▶ **Summary of Changes**
- ▼ **Approval Information**

Date Approved	Approved By
----------------------	--------------------

05/22/2006 See Library Control database for approval information.

© 2006 IBM Corporation, All Rights Reserved Worldwide

End of Document