



FUNCTION	INPUT PIN	OUTPUT PIN	PAGE/ZONE	REMARKS	FUNCTION	INPUT PIN	OUTPUT PIN	PAGE/ZONE	REMARKS	FUNCTION	INPUT PIN	OUTPUT PIN	PAGE/ZONE	REMARKS
FCFL·GA/	1		3-D4	BFH IF	115V AC RET		42	3-B4	CFF					
GRD	2		3-D4		115V AC	43		3-A4	POWER SUP					
FCFF·GA/	3		3-C4	BFH IF	115V AC RET	44		3-A4	POWER SUP					
GRD	4		3-C4											
FCFH·GA/	5		3-C4	BFH IF										
GRD	6		3-C4											
FCHI·A/	7		3-C3	VFU										
GRD	8		3-C3											
GRD	9		3-C3											
FDISC·A/	10		3-C3	VFU										
GRD	11		3-B3											
FCH4·A/	12		3-B3	VFU										
FCH6·A/	13		3-B3	VFU										
GRD	14		3-B3											
FCFRT·T/	15		3-B3	CFF										
GRD	16		3-B3											
FCFLT·T/	17		3-B3	CFF										
GRD	18		3-B3											
FDCHI·GA/		19	3-B1	BFH IF										
GRD		20	3-B1											
FCFC·GAA/		21	3-D1	BFH IF										
GRD		22	3-D1											
+12V		23	3-C1	VFU										
+12V		25	3-C1	VFU										
+5V	26		3-D1	POWER SUP										
FCFB·FA/		27	3-C1	BFH IF										
GRD		28	3-C1											
MR·AD/	29		3-A3	BFH IF										
GRD	30		3-A3											
+12V	31		3-C1	POWER SUP										
+28V INH	32		3-C4	BFH IF										
+28V	33		3-D1	POWER SUP										
+28V RET	34		3-D1	POWER SUP										
+28V		35	3-B3	CFF										
FCFCS·K		36	3-B3	CFF										
+28V		37	3-B3	CFF										
FCFBS·K		38	3-B3	CFF										
FCFMS·T	39		3-B4	CFF										
RET	40		3-B4	CFF										
FCFM·Z		41	3-B4	CFF										

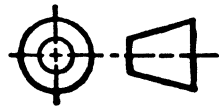
095-0011013

2

NOTES:
SIMILAR PARTS: _____
CHANGES: (A) NEW

STD QUANTITY SEE SPECIFICATION	CLAIM M-49-1-399	START 2-73	FINISH 8-10-73	UNIT CONTINUOUS FORMS FEEDER
DESIGNER BLOOM	APPROVED	SCALE 1/8" = 1"	SHEET 2 OF 3	095-0011013
SUPERSEDES 095-0300081				

FIELD PRINT

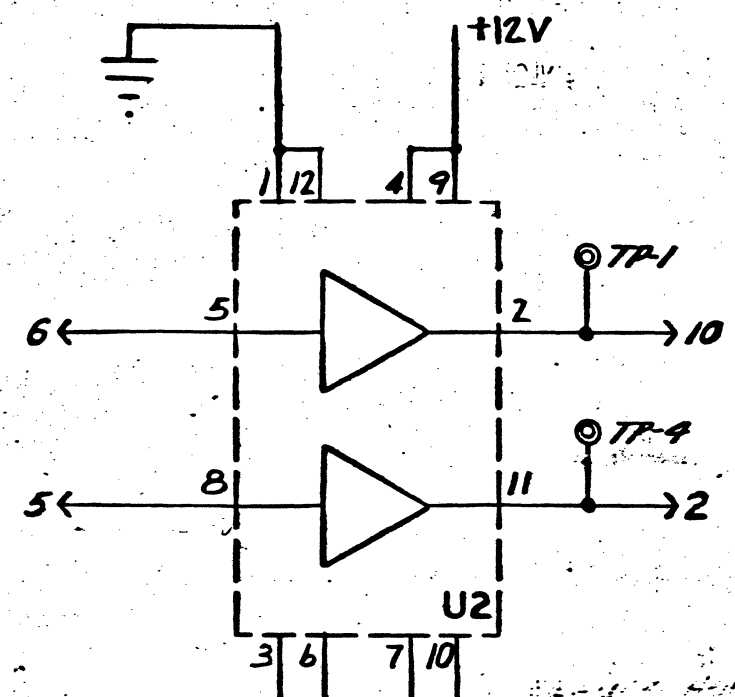
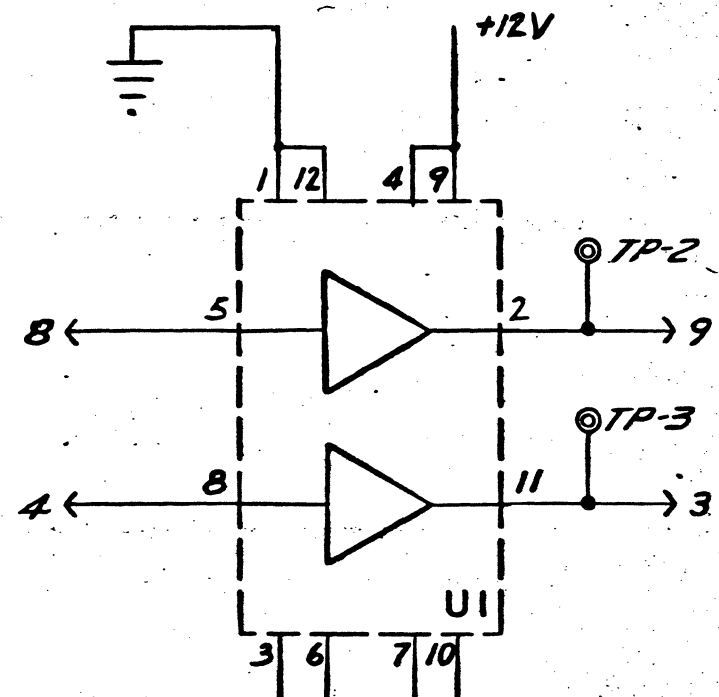
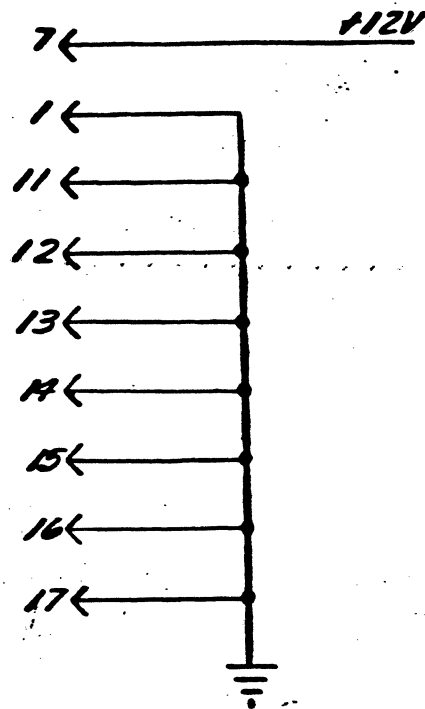


25.4mm
1 INCH

ITEM	REQD.	DWG. NO.	NAME	SIZE
------	-------	----------	------	------

095-0300111

REQD.	SIZE	NEXT ASSEMBLY
1	A/B	095-0300113



CLASS	MODEL	EFFECTIVITY

I BOARD ASSEMBLY NO. 095-0300113

NOTES:

SIMILAR PARTS 095-0300378

CHANGES:

P.C.B.	D	01ER3750A	GTE	6-72
Q.S.	C	01ER37511	JD	5-72
	B	01ER32149	DLC	11-71
	A	01ER32098	JD	9-71
REV.		RELEASE NO.	DFTS.	DATE

R 3

MATERIAL:	UNLESS OTHERWISE SPECIFIED, DIMENSIONAL LIMITS ARE:
COATING:	INCH NOMINAL
BRAZE:	XX ± .02
HEAT TREAT:	XXX ± .005
HARDNESS:	

STD. QUALITY SEE SP4004.15
CLASS: M-49-1-399
START: 6-71 FINISH: 6-18-71
DFTS: GCM CHKR:
DESIGNER: L. BLOOM
APPD: APPD:
SUPSD. BY:
SUPERSEDES:

THIS DRAWING AND INFORMATION THEREON IS THE PROPERTY OF THE NATIONAL CASH REGISTER COMPANY AND ALL UNAUTHORIZED USE AND REPRODUCTION IS PROHIBITED.	
NCR	THE NATIONAL CASH REGISTER CO. DAYTON, OHIO
UNIT: CONTINUOUS FORMS FEEDER	NAME: SCHEMATIC - (PT AMPLIFIER)
SHEET 3 OF 3	SCALE: NONE
095-0300111	CODE: 2-9550