

A study of the representation of fractal curves by L systems and their equivalences

by M. Alfonseca
A. Ortega

To represent fractals by means of L systems, a graphic interpretation of the L system is required. Two families of graphic interpretations have been used: turtle graphics and vector graphics. Both are proved to be equivalent for two interesting families of L systems that include many of the fractals in the literature. The equivalence theorems make it possible to start from one L system in one of the families and obtain other systems that represent the same fractal. Sometimes a fractal that has previously been assumed not to be representable by any L system in one of the families can be shown to be representable in this way. Another point shown is the fact that supposed deficiencies in L systems, which have prompted the proposal of extensions, are really deficiencies in the graphic translation scheme.

Introduction

This paper examines two kinds of objects: fractal objects (mathematical constructs) and L systems (a class of formal grammars). Both are known to be intimately related, in

the sense that some types of fractals are easily represented by L systems by means of a given graphic interpretation. However (and this is not always done in the literature), one must distinguish clearly between the L system itself and the graphic interpretation that generates the fractal; otherwise deficiencies in the latter may be ascribed to the former.

The paper introduces the relationship between fractals and L systems, describes the two most-used graphic interpretations, uses them to classify the set of fractals, and proves the equivalence between two interesting classes. Some examples of the derivation of equivalent L systems are given.

Fractals

Fractal objects, as defined in 1975 by Mandelbrot [1, 2], have certain special properties, such as self-similarity (containing copies of themselves), underivability at every point, and a Hausdorff dimension greater than their geometric dimension. They are appropriate for the description of natural shapes, and have been used successfully to code and compress images [3-5]. Fractals have been generated or represented by many different means, including the following:

©Copyright 1997 by International Business Machines Corporation. Copying in printed form for private use is permitted without payment of royalty provided that (1) each reproduction is done without alteration and (2) the *Journal* reference and IBM copyright notice are included on the first page. The title and abstract, but no other portions, of this paper may be copied or distributed royalty free without further permission by computer-based and other information-service systems. Permission to *republish* any other portion of this paper must be obtained from the Editor.

0018-8646/97/\$5.00 © 1997 IBM

- Recursive mathematical families of equations. In the Mandelbrot set, the fractal curve is the limit between the domains of convergence and divergence.
- Recursive transformations (generators) applied to an initial shape (the initiator).
- Fractional Brownian movements.

In this paper, we are interested primarily in the second family of fractal objects, which have been variously represented by means of L systems and their different extensions, geometric recursion systems, iterated function systems, mutually recursive function systems, and the like.

L systems

In 1968, Lindenmayer [6] defined a new type of grammar, the parallel derivation grammar, which differs from normal Chomsky grammars because derivation is not sequential (a single rule is applied at every step), but parallel (as many rules as possible are applied at every step).

Parallel derivation grammars, also called L systems, can be classified in various ways:

- Context-sensitive (IL) systems.
- Context-free (OL) systems.
- Deterministic (DL) systems.
- Propagative (PL) systems.
- Systems with extensions (EL systems).
- Systems with tables (TL systems).

These types may be combined. For example, a D0L system is a deterministic context-free L system; a PD0L system is propagative, deterministic, and context-free; an EIL system is context-sensitive with extensions; and so forth.

A D0L system is defined as the three-fold (Σ, P, w) in which Σ is an alphabet (a finite non-empty set of symbols); P is a set of production rules of the form $A ::= x$, where $A \in \Sigma$ is a symbol in the alphabet and $x \in \Sigma^*$ is a (possibly empty) word or string of symbols in the alphabet; and $w \in \Sigma^*$ is the starting word or axiom.

In a D0L system, every symbol appears exactly once on the left side of a production rule. This restriction makes the system deterministic.

A D0L scheme is the two-fold (Σ, P) of an alphabet and a set of production rules, and represents the family of all D0L systems which share those two components but differ in the axiom.

An example of a D0L system is L-system 1:

$$(\{F, +, -, \}, P, F + + F + + F),$$

where P is the following set of production rules:

$$F ::= F - F + + F - F,$$

$$+ ::= +,$$

$$- ::= -.$$

A derivation of a word in a D0L system is the new word obtained when each symbol in the first word is replaced by the right part of the production rule whose left part is that symbol. In the previous example, we obtain the following derivation from the axiom:

$$F + + F + + F \rightarrow F - F + + F - F + + F - F + + F - F + + F - F + + F - F.$$

The word thus obtained can become the starting point of a new derivation, and so on.

L systems have been successfully applied in the simulation of biologic processes such as plant growth, development of leaves, and pigmentation of snail shells [7].

Fractals and L systems

L systems are appropriate to represent fractal objects obtained by means of recursive transformations [8]. The initiator maps to the axiom of the L system, the generator becomes the production rule set, while recursive applications of the generator to the initiator correspond to successive derivations of the axiom. Something else is needed, however: a graphic interpretation that makes it possible to convert each of the words generated by the L system into a visible fractal object.

It is very important to separate the L system from its associated graphic interpretation. Otherwise, a problem in the latter may be mistaken for a deficiency in the former. This has happened before in the literature in this area, with the result that extensions to L systems have been proposed [9, 10] in cases where classic L systems are actually appropriate if a suitable graphics interpretation is used.

Two different families of graphic interpretations of L systems have been used, turtle graphics and vector graphics; we describe these in the next two sections.

Turtle graphics

Created in 1980 by Papert [11], a turtle graphic is the trail left by an invisible "turtle," whose state at every instant is defined by its position and the direction it is facing. The state of the turtle changes as it moves a step forward, or as it rotates through a given angle in the same position.

Turtle graphics interpretations can exhibit various levels of complexity. In the simplest one, the alphabet of a D0L system consists of just three symbols:

$$\Sigma = \{F, +, -\}.$$

The graphics interpretation of a word is as follows:

F The turtle moves one step forward, in the direction in which it is looking, leaving a visible trail. We call *F* a *draw* letter.

- + The turtle rotates through a positive angle α .
- The turtle rotates through a negative angle α .

With this interpretation, if we take $\alpha = 60$ degrees, L-system 1 generates the well-known Koch snowflake curve.

Additional rules complicate the turtle graphics and make it possible to generate fractals of different families. For instance:

- Uppercase letters different from *F* have no graphic representation and leave the state of the turtle unchanged. In the following, we call such letters *nongraphic* letters.
- Lowercase *f* makes the turtle move a step forward, with no visible trail. In the following, we call letters such as *f* *move* letters.
- An opening parenthesis pushes the state of the turtle into a stack; a closing parenthesis pops the top of the stack and restores the turtle state. This rule makes it possible to represent branching fractals. Of course, we are interested only in strings where opening and closing parentheses are paired according to the usual syntax rules (a closing parenthesis without a previous opening one would generate an empty stack exception).
- Additional *draw* and *move* letters may be defined to act the same as *F* and *f*.
- The symbol ! makes the turtle rotate 180 degrees.
- Braces { } indicate that the area enclosed in the braces must be filled with some color.
- Other symbols may be defined to change colors.

In this paper, we are interested in all of the indicated extensions except the last three.

In summary, a given fractal may be represented by means of four components: an L system, a concrete turtle interpretation, a distance step, and an angle step. The distance step is unnecessary if appropriate scale factors are applied.

Turtle graphics are very flexible. Appropriate extensions make it possible to represent complex information (branching, color filling, and so forth). On the other hand, this representation is inherently slow; the turtle state at any point is a nontrivial function of the complete history of previous turtle movements. Therefore, a string must be converted sequentially into pixel positions by means of a complex loop.

Vector graphics

In this family of interpretations, every symbol in the alphabet of the L system is associated with a vector in a

rectangular Cartesian system. A word (a string of symbols) is represented by the catenation of the vectors of the symbols that make the word.

In the simplest case, a fractal may be defined by two components: an L system, and a mathematical application $V : \Sigma \rightarrow \mathbb{R}^2$ (the vector interpretation). We assume that all vectors associated with the symbols in the alphabet produce visible movements. The graphic representation of each derivation of the L system is a set of straight, connected segments.

This vector interpretation allows us to represent branching fractals, since it is always possible to return to the start of the branch if for every symbol in the alphabet there is another symbol associated with the opposite vector. However, a different vector interpretation is needed to build fractals that are not connected, such as the Cantor sets. This can be covered by means of a strict extension to the vector interpretation, which replaces V with the mathematical application $V : \Sigma \rightarrow \{0, 1\} \times \mathbb{R}^2$, which includes, for each symbol, a visibility coefficient (a 0 or a 1), indicating that the vector displacement should be visible (1) or invisible (0). This extension also makes it possible to represent branching fractals.

Vector graphics are less flexible than turtle graphics. Complex extensions, such as area filling and coloring, are not easy. On the other hand, vector composition is a straightforward operation and can be performed with a very simple loop, which means that vector graphics are usually faster than turtle graphics.

A graphic classification of D0L systems and schemes

We propose a classification of D0L *systems* and *schemes*, using as criteria the graphic representations to which they must be subjected in order to represent fractal curves.

In the following, we consider the turtle graphics interpretation (T, α) , defined as follows.

The alphabet of the L system can be expressed as the union of the four disjoint subsets $N, D, M, \{+, -, (,)\}$.

- + increases the turtle angle by α .
- - decreases the turtle angle by α .
- (pushes the turtle state into a stack.
-) pops and restores the turtle state from the stack.
- $A \in N$ leaves the turtle state unchanged.
- $F \in D$ moves the turtle one step forward, in the direction of its current angle, leaving a visible trail.
- $f \in M$ moves the turtle one step forward, in the direction of its current angle, with no visible trail.
- $\alpha = 2k\pi/n$, where k and n are two integers.

We call TGD0L to the set of all the D0L systems (schemes) that represent some fractal (family of fractals) by means of the turtle graphics interpretation (T, α) .

We call VGD0L to the set of all the D0L systems (schemes) that represent some fractal (family of fractals) by means of a vector graphics interpretation.

Definition 1 Two L systems are *fractal-equivalent* if they represent the same fractal curve by means of some graphic interpretation.

Definition 2 Two L schemes are *fractal-equivalent* if, for each L system in the first scheme (i.e., a given axiom), there exists a fractal-equivalent L system in the second scheme (with a possibly different axiom).

As we see later, two L systems may be fractal-equivalent while their respective L schemes are not. Two D0L systems may be fractal-equivalent in any combination (i.e., both may be TGD0L, or VGD0L, or one each).

Given an L system in TGD0L or VGD0L that represents a fractal with a given graphic interpretation, we are interested in finding a fractal-equivalent L system in the opposite set, for the following reasons:

- Since vector graphics are usually faster than turtle graphics, given a TGD0L system, we may be interested in finding a fractal-equivalent VGD0L system for performance reasons.
- Since turtle graphics are more flexible than vector graphics, given a VGD0L system, we may be interested in finding a fractal-equivalent TGD0L system if we want to fill areas or apply different colors to different sections of the fractal.

A general transformation algorithm from any TGD0L scheme to a fractal-equivalent VGD0L scheme may not be possible. However, we have proved an equivalence theorem between two interesting subsets of both sets, which we define as follows.

Definition 3 A string under a turtle graphics interpretation is said to be *angle-invariant* if the direction of the turtle at the beginning of the string is the same as its direction at the end of the string.

Since the only symbols in the turtle graphics interpretations we are considering that change the turtle direction are $+ -$, a string in an L system in TGD0L, whose incremental angle α is $2k\pi/n$, is angle-invariant if parentheses are paired in the usual way (we are only interested in this) and the number of plus signs minus the number of minus signs outside the parenthesis blocks is either zero (the simplest case) or a multiple of n (which would allow for an integer number of full circles). Inside paired parentheses, there are no restrictions to the number or combinations of $+ -$ signs.

Definition 4 An L scheme in TGD0L is said to be *angle-invariant* if the right-hand side of all its rules is an angle-invariant string.

We call AITGD0L the set of all angle-invariant schemes in TGD0L. Most of the interesting TGD0L systems in the literature (but not all) are AITGD0L. As an example of a TGD0L system that is not AITGD0L, let us mention the following (L-system 2):

$(\{F, G, +, -, \}, P, F)$,

where P is the following set of production rules:

$F ::= F + G,$

$G ::= F - G,$

$+ ::= +,$

$- ::= -.$

Using the typical turtle graphics interpretation, with $\{F, G\}$ the set of draw symbols and $\alpha = 90$ degrees, this L system describes the well-known dragon fractal. It is clear that the strings $F + G$ and $F - G$ are not angle-invariant. However, we show later (applying one of our equivalence theorems) that there exists an AITGD0L system that is fractal-equivalent to L-system 2.

Definition 5 A set of real numbers is said to be *rationally related* if the quotient of any two of them is a rational number.

For any rationally related set of real numbers, there must exist a real number r such that all the numbers in the set are integer multiples of r . (The proof is trivial.)

Definition 6 An L scheme in VGD0L with a vector graphics interpretation \mathbf{VI} is said to be *rationally related* if both the set of the modules and the set of the angles of all the vectors in \mathbf{VI} are rationally related.

For any finite rationally related scheme with a vector graphics interpretation \mathbf{VI} , there exist two real numbers r and α such that all the modules of the vectors in \mathbf{VI} are positive integer multiples of r , and all the angles of the vectors in \mathbf{VI} are positive integer multiples of α .

We call RRVGD0L the set of all rationally related schemes in VGD0L. Most of the interesting VGD0L systems in the literature are RRVGD0L. (We have not found one that is not.)

The two sets AITGD0L and RRVGD0L are interesting, in the sense that many fractals usually represented by L systems belong to them. We now prove that those sets are fractal-equivalent.

Theorem 1

For every AITGD0L system which represents a fractal with the usual turtle graphics interpretation and $\alpha = 2k\pi/n$, there exists a fractal-equivalent RRVGD0L system.

For every AITGD0L scheme which represents a set of fractals with the usual turtle graphics interpretation and $\alpha = 2k\pi/n$, there exists a fractal-equivalent RRVGD0L scheme.

• *Constructive proof*

Informal description

The algorithm we propose starts from an AITGD0L system and builds a fractal-equivalent RRVGD0L system. Every symbol in the AITGD0L system splits into n varieties in the RRVGD0L system (one per possible angle in the turtle state). All vectors in the target system are unitary (their module is 1), and all their angles are a multiple of α ; therefore, the resulting system is RRVGD0L. The strings generated by each variety are rotated appropriately. A plus sign in a string (a rotation of α) becomes a change from variety i to variety $i + 1$ for every symbol after the sign. A minus sign changes variety i to variety $i - 1$. In this way, the direction of movement of the turtle is replicated by the vectors. The effect of parenthesis pairs (branching) is simulated by moving back to the branching point with a second set of opposite vectors (n per symbol). This set is unnecessary if there are no parentheses in the rules of the source system.

Formal description

Assume the following AITGD0L system:

$$L = (\Sigma, P, w),$$

$$\Sigma = N \cup D \cup M \cup \{+, -, (,)\},$$

N = a set of *nongraphic* letters,

D = a set of *draw* letters,

M = a set of *move* letters,

and

$$+ ::= + \in P,$$

$$- ::= - \in P,$$

$$(::= (\in P,$$

$$) ::=) \in P,$$

$$s ::= x(s) \in P \quad \text{for all } s \in N \cup D \cup M, \text{ where } x(s) \in \Sigma^*.$$

We build another L system and a vector interpretation represented by the two-fold (L', V) , where $L' = (\Sigma', P', w')$ is a D0L system, such that for each $s \in N \cup D \cup M$,

$$s'(i) \in \Sigma'(i \in Z_n),$$

$$s''(i) \in \Sigma''(i \in Z_n),$$

$$s'(i) ::= C'[x(s), i, 0] \in P',$$

$$s''(i) ::= C''[x(s), i, 0] \in P'',$$

where $C'[x, i, k] : \Sigma^* \times Z_n^2 \rightarrow \Sigma'^*$, where Z_n is a finite group of n elements (the set of integers modulo n). The transformation C' is recursively defined as follows:

$$C'[\lambda, i, k] = \lambda \quad \text{for all } i, k;$$

$$C'[s, i, k] = s'(i + k) \quad \text{for all } s \in N \cup D \cup M;$$

$$C'[s.y, i, k] = C'[s, i, k].C'[y, i, k]$$

$$\text{for all } s \in N \cup D \cup M, y \in \Sigma^*;$$

$$C'[\ +, i, k] = \lambda \text{ for all } i, k;$$

$$C'[\ -, i, k] = \lambda \text{ for all } i, k;$$

$$C'[\ +.y, i, k] = C'[y, i, k + 1] \quad \text{for all } y \in \Sigma^*;$$

$$C'[\ -.y, i, k] = C'[y, i, k - 1] \quad \text{for all } y \in \Sigma^*;$$

$$C'[(.x.), i, k] = C'[x, i, k].C''[f(x), i, k]^{-1};$$

where $f(x)$ is what remains of x after we have eliminated all parenthesis pairs and whatever is inside them.

The transformation C'' is defined exactly as C' , replacing every occurrence of $s'(i)$ with $s''(i)$ and vice versa.

The axiom is $w' = C'[w, 0, 0]$.

Finally, the vector interpretation V is defined as follows:

- For all $s \in N$, and all $i \in Z_n$,

$$V(s'(i)) = V(s''(i)) = (0, 0, 0);$$

- For all $s \in D$, and all $i \in Z_n$,

$$V(s'(i)) = (1, \cos(i.\alpha), \sin(i.\alpha)),$$

$$V(s''(i)) = (1, -\cos(i.\alpha), -\sin(i.\alpha));$$

- For all $s \in M$, and all $i \in Z_n$,

$$V(s'(i)) = (0, \cos(i.\alpha), \sin(i.\alpha)),$$

$$V(s''(i)) = (0, -\cos(i.\alpha), -\sin(i.\alpha)),$$

where the vector (v, x, y) consists of a visibility $v \in \{0, 1\}$ and two Cartesian coordinates x, y .

If Σ does not include the two parentheses, the set of symbols $s''(i)$ can be eliminated from L' .

It is easy to prove, by inspection of the algorithm, that the fractal curve represented by (L', V) is the same as that represented by L with the standard turtle graphics interpretation. The second part of the theorem (its application to schemes) is trivial, since for every system (axiom) used with the source scheme, the alphabet and the production rules in the target system are the same

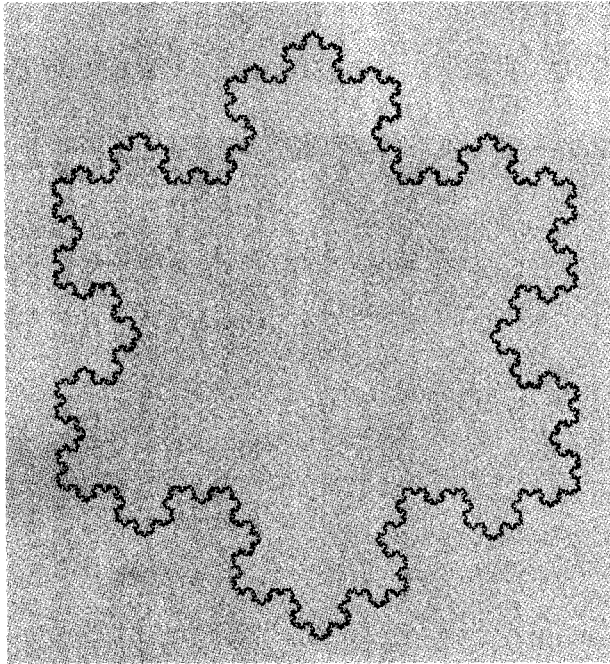


Figure 1

Graphic representation of the fifth derivation of the D0L system for the Koch snowflake curve.

and only the target axiom changes (i.e., all of the target systems belong to the same scheme).

Application example for Theorem 1

We have seen that L-system 1 generates the Koch snowflake curve with the simplest turtle graphics interpretation, and $\alpha = 60$ degrees. Its axiom is $F + + F + + F$, and its rules are

$$F ::= F - F + + F - F,$$

$$+ ::= +,$$

$$- ::= -.$$

In this case, $n = 6$, $k = 1$. Applying the algorithm above, this system can be converted to the equivalent (L', V) two-fold, where L' is the following D0L system:

$$(\{A, B, C, D, E, F\}, P, ACE).$$

P is the set of production rules

$$A ::= AFBA,$$

$$B ::= BACB,$$

$$C ::= CBDC,$$

$$D ::= DCED,$$

$$E ::= EDFE,$$

$$F ::= FEAF,$$

where we have renamed the symbols in the new alphabet in the following way:

$$A = F'(0),$$

$$B = F'(1),$$

$$C = F'(2),$$

$$D = F'(3),$$

$$E = F'(4),$$

$$F = F'(5).$$

V is the following vector interpretation:

Symbol	Visibility	x	y
A	1	1	0
B	1	0.5	r
C	1	-0.5	r
D	1	-1	0
E	1	-0.5	$-r$
F	1	0.5	$-r$

where r is one half of the square root of 3.

It is easy to see that this system represents the same fractal whose fifth iteration appears in **Figure 1**.

Theorem 2

For every RRVGD0L system which represents a fractal with a vector graphics interpretation, there exists a fractal-equivalent AITGD0L system.

For every RRVGD0L scheme which represents a set of fractals with a vector graphics interpretation, there exists a fractal-equivalent AITGD0L scheme.

• Constructive proof

Informal description

The algorithm we propose starts from an RRVGD0L system and builds a fractal-equivalent AITGD0L system. Every symbol in the RRVGD0L system splits into two varieties in the AITGD0L system, one that propagates the derivations of the original symbol, and another that disappears in the next derivation, whose purpose is to draw the vector to its full length. (If all of the vectors are the same length, the second variety is not needed.) All symbols in the target system start by moving the turtle angle to the corresponding vector angle (with the appropriate number of + or - signs), then generate the

vector drawing or movement, and finally return to the null angle (with the opposite set of + and - signs). The result is obviously an AITGD0L system without branching (parentheses).

Formal description

Assume the following RRVGD0L system:

$$L = (\Sigma, P, w),$$

with the vector graphics interpretation $V : \Sigma \rightarrow \{0, 1\} \times \mathbb{R}^2$. Remember that for any RRVGD0L scheme there exist two real numbers, r and α , such that all the modules of the vectors are positive integer multiples of r , and all their angles are positive integer multiples of α .

We perform the following operations:

- Convert every vector in V to polar coordinates. This gives us a set of modules R and a set of angles A .
- Compute the two numbers r and α .
- Build the D0L system $L' = (\Sigma', P', w')$, such that for each $s \in \Sigma, s' \in \Sigma', s'' \in \Sigma'$, and for each $s ::= x(s) \in P,$

$$s' ::= C[x(s), \alpha(s)] \in P',$$

$$s'' ::= \lambda \in P',$$

where $\alpha(s)$ is the angle of the vector associated with symbol s in $V(s)$, and the transformation $C[x, p] : \Sigma^* \times \mathbb{R} \rightarrow \Sigma'^*$ is recursively defined as follows:

$$C[\lambda, p] = \lambda \text{ for all } p,$$

$$C[s, p] = A.B.C,$$

for all $s \in \Sigma$, where s is not associated with the null vector, and

$$A = \begin{cases} \alpha(s) \geq p : \text{a string of } (\alpha(s) - p)/\alpha + \text{ signs,} \\ \alpha(s) < p : \text{a string of } (p - \alpha(s))/\alpha - \text{ signs;} \end{cases}$$

$B = s'$ catenated to a string of $(r(s)/r) - 1$ copies of symbol s'' ;

$$C = \begin{cases} \alpha(s) \geq p : \text{a string of } (\alpha(s) - p)/\alpha - \text{ signs,} \\ \alpha(s) < p : \text{a string of } (p - \alpha(s))/\alpha + \text{ signs.} \end{cases}$$

$$C[s, p] = s',$$

for all $s \in \Sigma$, where s is associated with the null vector, and

$$C[s.y, p] = C[s, p].C[y, p],$$

for all $s \in \Sigma, y \in \Sigma^*$.

- We separate the set Σ' in the following way:

$$\Sigma' = N \cup D \cup M \cup \{+, -\},$$

where

$N = \{s', s'' \mid s \text{ is associated with the null vector}\}$ (*non-graphic letters*);

$D = \{s', s'' \mid s \text{ has 1 visibility and is not associated with the null vector}\}$ (*draw letters*);

$M = \{s', s'' \mid s \text{ has 0 visibility and is not associated with the null vector}\}$ (*move letters*).

- We add the following rules to P' :

$$+ ::= + \in P',$$

$$- ::= - \in P'.$$

- The axiom is $w' = C[w, 0]$.

It is easy to see that the fractal curve represented by the original two-fold (L, V) is also represented by the three-fold (L', T, α) , where T is the standard turtle graphics interpretation and α (the value used above) is the elemental angle step. The second part of the theorem (its application to schemes) is trivial, since for every system (axiom) used with the source scheme, the alphabet and the production rules in the target system are the same and only the target axiom changes (i.e., all of the target systems belong to the same scheme).

Application example for Theorem 2

The L system obtained by the application of Theorem 1 can now be subject to the algorithm of Theorem 2 to build a different equivalent D0L system with turtle graphics interpretation. By inspection of the six vectors, we find that $r = 1$ and $\alpha = 60$ degrees or $\pi/3$ radians. $\Sigma' = \{A', B', C', D', E', F', +, -\}$. Applying the algorithm, we find that P' contains the following production rules:

$$A' ::= A' - F' + + B' - A',$$

$$B' ::= B' - A' + + C' - B',$$

$$C' ::= C' - B' + + D' - C',$$

$$D' ::= D' - C' + + E' - D',$$

$$E' ::= E' - D' + + F' - E',$$

$$F' ::= F' - E' + + A' - F',$$

$$+ ::= +,$$

$$- ::= -.$$

All of the symbols A', B', C', D', E', F' are draw symbols. The sets of move and nongraphic symbols are empty in this case.

The axiom becomes $A' + + C' - - - - E' + +$.

It is clear that this system also represents the same fractal whose fifth iteration is shown in Figure 1. In fact, it is easy to see by direct observation that all of the draw symbols are really the same, and this system is fractal-equivalent to the original one.

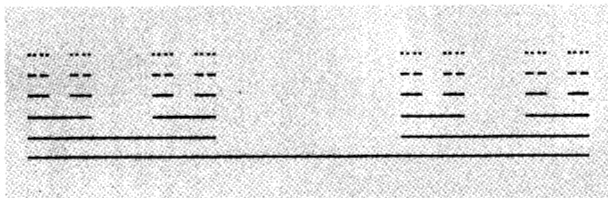


Figure 2

Graphic representation of the axiom and the first five derivations of the D0L system for the Cantor set.




Figure 3

Graphic representation of the tenth derivation of the D0L system for the dragon fractal.

Other examples

Three of the next four examples have been designed by different authors and are common in the literature. The third one is our own.

- The Cantor set of the third order is represented by the following D0L system:

$$\langle \{F, f\}, P, F \rangle,$$

where P is the set of production rules:

$$F ::= FfF,$$

$$f ::= fff,$$

with the standard turtle graphics interpretation, where F is a draw symbol, f is a move symbol, and the value of α is immaterial. **Figure 2** shows the axiom and the first five derivations of this system.

The same fractal may be generated by means of the equivalent D0L system, $\langle \{A, B\}, P, A \rangle$, where P is the following set of rules:

$$A ::= ABA,$$

$$B ::= BBB,$$

with the vector interpretation

Symbol	Visibility	x	y
A	1	1	0
B	0	1	0

The two preceding fractals can be obtained from each other by application of the two equivalence theorems.

- L-system 2 (representing the dragon fractal) is not an AITGD0L system, and therefore Theorem 1 is not applicable. However, by observation of the derivations of the fractal, we can find the following fractal-equivalent VGD0L system:

$$A ::= AB,$$

$$B ::= CB,$$

$$C ::= CD,$$

$$D ::= AD,$$

with the vector interpretation

Symbol	Visibility	x	y
A	1	1	0
B	1	0	1
C	1	-1	0
D	1	0	-1

This system is RRVGD0L. Therefore, Theorem 2 is applicable, which makes it possible to obtain the following fractal-equivalent AITGD0L system:

$$\langle \{F, G, +, -\}, P, F \rangle,$$

where P is the following set of production rules:

$$F ::= F + G - ,$$

$$G ::= + H - G ,$$

$$H ::= H + I - ,$$

$$I ::= + F - I ,$$

$$+ ::= + ,$$

$$- ::= - .$$

Figure 3 shows the tenth derivation of this system. It should be observed that, although L-system 2 is fractal-equivalent to the two systems given above, the corresponding schemes are not equivalent. (The last two are equivalent, of course, since they are the result of the application of Theorem 2.) Therefore, schemes may not be equivalent even when some systems in them are. We have not proved that an AITGD0L scheme fractal-equivalent to L-system 2 does not exist, but we do have a strong suspicion that this is the case.

- The PD0L scheme

$$A ::= ABB,$$

$$B ::= BC,$$

$$C ::= CD,$$

$$D ::= DAC,$$

with axiom $CCCC$, a vector graphic interpretation, and the vector definition

Symbol	Visibility	x	y
A	1	8	0
B	1	0	0.75
C	1	-4	0
D	1	0	-0.75

generates a fractal curve whose tenth derivation is uncannily similar to a human hand (see **Figure 4**).

By applying Theorem 2, we obtain the following L system, which generates the same fractal with a turtle graphics interpretation:

- $r = 0.25$.
- $\alpha = 90$ degrees or $\pi/2$ radians.
- $\Sigma' = \{A', A'', B', B'', C', C'', D', D'', +, -\}$.
- P' contains the following production rules:

$$\begin{aligned} A' &::= A'A^{31} + B'B''B''B''B''-, \\ B' &::= B'B''B'' + C'C''^{15}-, \\ C' &::= C'C''^{15} + D'D''D''-, \\ D' &::= D'D''D'' + A'A^{31} - - C'C''^{15}+, \\ A'' &::= \lambda, \\ B'' &::= \lambda, \\ C'' &::= \lambda, \\ D'' &::= \lambda, \\ + &::= +, \\ - &::= -, \end{aligned}$$

where the exponents represent symbol repetition.

- All of the symbols $A', A'', B', B'', C', C'', D', D''$ are draw symbols. The sets of move and nongraphic symbols are empty in this case.




Figure 4

Graphic representation of the tenth derivation of a D0L system for a human hand.

- The axiom is $++C'C''^{15}C'C''^{15}C'C''^{15}C'C''^{15}--$, where each set of C'' includes 15 items.

If we apply Theorem 1 to the previous result, we get another fractal-equivalent RRVGD0L system, where all the vectors have the same module.

- The D0L system

$$(\{A, F, +, -, (,)\}, P, A),$$

where P is the set of rules

$$\begin{aligned} A &::= F - ((A) + (A)) + F(+ F(A)) - (A), \\ F &::= FF, \\ + &::= +, \\ - &::= -, \\ (&::= (, \\) &::=), \end{aligned}$$

represents a fractal whose fifth derivation is shown in **Figure 5**, taking $\alpha = 22.5$ degrees. Both A and F are draw letters. This system is not AITGD0L, but we mention it because, in a paper published in 1986, Prusinkiewicz [10] asserted that this fractal, and others like it, could not be represented by means of 0L systems, and proposed an extension (pL systems) to make it possible. The fact that we have been able to represent it with a D0L system indicates that the extension may be unnecessary; 0L systems are




Figure 5

Fifth derivation of a DOL system for a bush, supposedly impossible to represent by means of DOL systems.

sufficiently powerful to represent these curves. The restriction was not in them, but in the turtle graphics interpretation.

Conclusions

DOL systems, given an appropriate graphic interpretation, are quite powerful in their ability to represent large families of fractal curves, even some that previous authors have assumed to require nonstandard extensions. It is thus important to isolate the DOL system from its graphic interpretation, which can be very different and belong either to the turtle or the vector family.

We have proved a fractal-equivalence theorem between two families of L systems, one associated with a turtle graphics interpretation, the other with vector graphics. The two families are interesting because most of the fractals in the literature can be represented by means of them. The two theorems make it possible to obtain representations in those families for fractals that were assumed not to belong to them.

References

1. S. D. Casey and N. F. Reingold, "Self-Similar Fractal Sets: Theory and Procedure," *IEEE Computer Graph. & Appl.* **14**, 73-82 (May 1994).
2. B. B. Mandelbrot, *The Fractal Geometry of Nature*, W. H. Freeman, San Francisco, 1982.

3. M. F. Barnsley, *Fractals Everywhere*, Academic Press, Inc., Boston, 1988.
4. T. Bedford, F. M. Dekking, M. Breeuwer, M. S. Keane, and D. van Schooneveld, "Fractal Coding of Monochrome Images," *Signal Proc: Image Commun.* **6**, 405-419 (1994).
5. K. Culik II and S. Dube, "New Methods for Image Generation and Compression," *Proceedings of the Conference on Facts and New Trends in Computer Science*, H. Maurer, Ed., Springer-Verlag, Berlin, 1991, pp. 69-90.
6. A. Lindenmayer, "Mathematical Models for Cellular Interactions in Development" (two parts), *J. Theor. Biol.* **18**, 280-315 (1968).
7. J. Kaandorp, *Fractal Modelling. Growth and Form in Biology*, Springer-Verlag, Berlin, 1994.
8. K. Culik II and S. Dube, "L-Systems and Mutually Recursive Function Systems," *Acta Informat.* **30**, 279-302 (1993).
9. E. G. Giessmann, "Generation of Fractal Curves by Generalizations of Lindenmayer's L-Systems," *Proceedings of the 1st IFIP Conference on Fractals in the Fundamental and Applied Sciences*, H. O. Peitgen, J. M. Henriques, and L. F. Penedo, Eds., North-Holland, Amsterdam, 1991, pp. 147-157.
10. P. Prusinkiewicz, "Graphical Applications of L-Systems," *Proceedings of Graphics Interface 86 and Vision Interface 86*, M. Wein and E. M. Kidd, Eds., Vancouver, BC, 1986, pp. 247-253.
11. S. Papert, *Mindstorms: Children, Computers, and Powerful Ideas*, Basic Books, New York, 1980.

Received October 15, 1996; revision received September 8, 1997; accepted September 18, 1997

Manuel Alfonseca *Universidad Autónoma de Madrid, Campus de Cantoblanco, 28049 Madrid, Spain (Manuel.Alfonseca@ii.uam.es)*. Dr. Alfonseca is a professor at the University. He was formerly a Senior Technical Staff Member at IBM, having worked from 1972 to 1994 at the IBM Scientific Center in Madrid. Dr. Alfonseca was one of the developers of the APL/PC interpreter and related products; he has worked on simulation, computer graphics, user interfaces, and object-oriented programming, and has published several books and about 150 technical papers as well as 60 papers on popular science in a major Spanish newspaper. He is an award-winning author of fourteen published books for children. Dr. Alfonseca holds a doctorate in electronics and an M.Sc. in computer science from the Universidad Politécnica de Madrid.

Alfonso Ortega *Universidad Autónoma de Madrid, Campus de Cantoblanco, 28049 Madrid, Spain (Alfonso@kronos.ii.uam.es)*. Mr. Ortega is currently a lecturer at the Universidad Pontificia de Salamanca. Formerly he worked at LAB2000 (an IBM subsidiary) as a software developer. He is a graduate student at the Universidad Autónoma. Mr. Ortega is the author of three technical papers; he has collaborated in the development of several software products.