

# Information System

# 8100

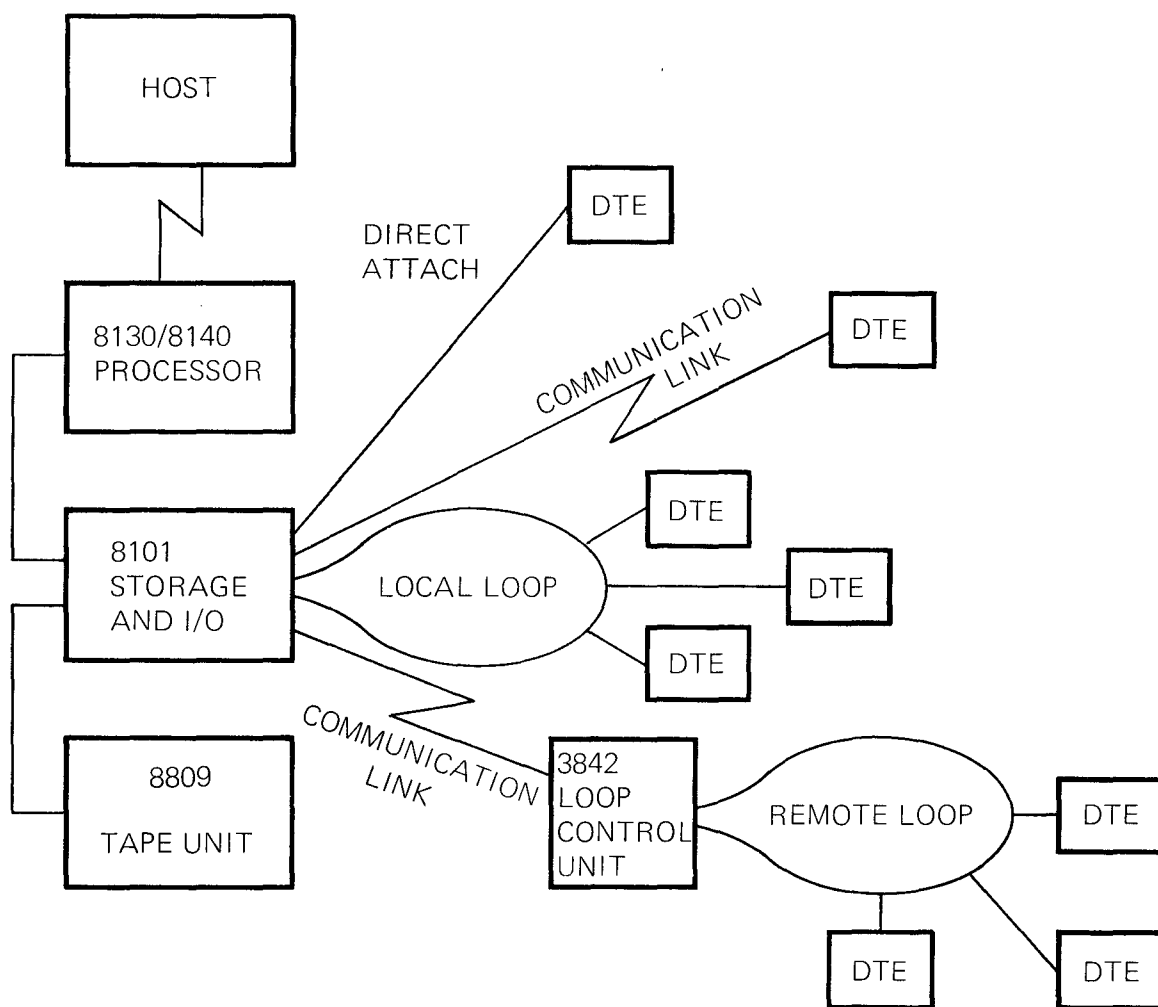


## DISTRIBUTED SYSTEM INTRODUCTION

The concept of a distributed processing system is to fully utilise a central data base, whilst fulfilling the needs of end users. That is, to improve productivity, decrease costs and to enable them to perform their tasks more efficiently.

Distributed processing enables end users at many locations to perform processing tasks in a wide variety of ways, each being tailored to individual application requirements.

Distributed processing is achieved by using programmable devices with data storage, together with host or peer processors, linked together to form a network.



*For IBM internal use only*

## **8100 INFORMATION SYSTEM**

### ***Description***

The IBM 8100 System is a family of products designed to meet the diversified requirements of data processing.

The 8100 System consists of the following machines: -

- 8130 and 8140 Processors
- 8101 Storage and I/O Unit
- 8809 Tape Unit

The 8775 display terminal to be used on the 8100 System is also being announced at this time.

The 8100 System offers a choice of processing speed, storage size, disk capacity and a large number of new and existing I/O devices.

The IBM 8100 Information System can operate: -

- As a satellite to an IBM S/370 Central Host Site
- As a Peer to another IBM 8100 System
- As a Stand-alone computer

### ***System Highlights***

- Can adapt computing power to organisational requirements
- Back-up/Reliability as required
- Standardization of application design if required

*All photos in this brochure are of design models.*

*For IBM internal use only*

## SYSTEM 8100 LICENSED PROGRAM PRODUCTS

- DPPX/Base — Distributed Processing Programming Executive/Base
- DPCX — Distributed Processing Control Executive

DPPX family of licensed programs —

on 8100 —

- DPPX/Base
- DPPX/DTMS — Data Base and Transaction Management System
- DPPX/DPS — Distributed Presentation Services
- DPPX/DMS — Development Management System
- DPPX/RJE — Remote Job Entry Workstation Facility
- DPPX/DSC — 3270 Data Stream Compatibility
- DPPX/COBOL — Compiler and Library
- DPPX/FORTTRAN — Compiler and Library
- DPPX/ASSM — Assembler
- DPPX/GEN 3644 — Parameter Table Generation Facility for IBM 3644 Automatic Data Unit
- DPPX/SORT — Sort/Merge
- DPPX/PT — Performance Measurement Tool

on system/370 Host —

- DSX Distributed System Executive version 2
- Host Command Facility

DPPX/Base can be used as stand-alone system or attached to a system 370. It includes the usual operation system components

DPCX is a Program Control System that allows migration from the 3790 system to 8100 Information System.

## CUSTOMER PROBLEM DETERMINATION AIDS

### DISTRIBUTED SYSTEMS NETWORK MANAGEMENT

(System/370 Host Licensed Program Product)

- Allows a S/370 - 3270 Display user to act as the console operator for multiple DPPX/8100 systems connected to the S/370.
- Allows the S/370 3270 user to issue any command and use any function available to a 3270 at the DPPX/8100 system site.
- Allows the customer to distribute his processing while keeping the data processing expertise at the host site.

### DISTRIBUTED SYSTEMS EXECUTIVE

(System/370 Host Licensed Program Product)

- Data Set Management
- Allows receipt of DPPX data sets including error logs, dumps, and other problem determination data.

*For IBM internal use only*


## 8130 AND 8140 PROCESSORS DESCRIPTION

The IBM 8130 or 8140 processor units provide control, storage, processing capability, disk storage, diskette storage and communications capabilities for the IBM 8100 Information System. The major difference between the 8130 and 8140 processors is the operating speed. Under DPPX System Control Program, the 8140 executes instructions approximately 60% faster than the 8130 but has compatible functional characteristics.

### Models

8130 Processor is available in eight models and 8140 Processor is available in twelve models depending on processor memory size and non-removable disk storage size. Processor memory size ranges from 128K bytes to 512 bytes. Non-removable disk storage options range from 23 mega-bytes to 64 mega bytes.

All models include removable diskette storage of 1M byte.



### Highlights

The capability of the 8130 and 8140 processors is extended by providing for the attachment of a variety of input/output devices. These devices consist of displays, printers, magnetic tape, controllers and data collection units. These devices may be attached via communication facilities which include direct attached or data link attached loops, and direct connected or remote data links. This capability can be expanded by attachment of the 8101.

### Feature Highlights

- High Function Panel (8140 only)
- Floating Point (8140 only)
- SDLC Communication
- BSC Communication
- S/S Communication
- Keylock
- 8101 attachment allows additional disk storage, communications and direct attachment capabilities.
- 8809 Tape Attachment Capability
- Power Control Feature

## Attachable I/O Devices

Devices which attach to loop (directly or data link attached) include:

- 3276 Mod 11, 12, 13, 14 control unit/display
  - 4278 - 1, 2, 3, 4 display
  - 3287 - 1, 2 printer
  - 3289 - 1, 2 printer
- 3289 - 3 line printer (See Note 1)
  - 3782 - 1 card attachment unit and 3521 card punch
  - 3782 - 2 card attachment unit and 2502 card reader
  - 3501 card reader
- 3287 - 1 printer
- 8775 display/terminal

Note 1: The 3289 Model 3 Line (Belt) Printer attaches to the System via a direct attached or a data link attached communication loop

Plant Communication devices: -

- 3641 - 1, 2 reporting terminals
- 3642 - 1, 2 encoder printer
- 3643 - 2, 3, 4 keyboard printer
- 3644 automatic data unit
- 3645 printer
- 3646 scanner control unit

- Maximum Print Speed is 400 LPM
- Features -

Audible Alarm  
Security Keylock  
2502 Card Reader  
3501 Card Reader  
3521 Card Punch

Devices which attach directly to the 8101 expansion unit: -

- 3277 - 1, 2 display
- 3284 - 1, 2 printer
- 3286 - 1, 2 printer
- 3287 - 1, 2 printer
- 3288 - 2 printer

Devices which attach to communication link include: -

- Sys/370 Host (3704/05)
- Other Sys 8100
- 3276 Mod 11, 12, 13, 14 control unit/display
  - 3278 - 1, 2, 3, 4 display
  - 3287 - 1, 2 printer
  - 3289 - 1, 2 printer
- 3767 Mod 1, 2, 3 communication terminal
- 3631/3632 Plant Controller
- 3842/3843 Loop Control Unit
- 2741 Communication terminal
- 3601/3602 Finance Control Unit

*For IBM internal use only*

### *Maintainability*

- Hardcopy MAPs.
- Automatic retry in Common Adapter Code
- Error logging of intermittent problems
- Error log summary
- Logical connection verification allows end user to test the link
- Distributed System Environment Test is used in place of an application program as a known running application
- I/O and System Trace
- Operator Console Log
- Standalone or on-line dump
- System message numbers
- System return codes
- On-line and off-line diagnostics
- Bring up and extended IPL test
- APAR create in DPPX

### *8100 SYSTEM SUPPORT STRUCTURE*

The 8100 Information System utilises the following Support Structure:—

- Data Processing CE Career path
- Retain 370
- Support Centres

For further details refer to TSI's

## *8101 STORAGE AND INPUT/OUTPUT UNIT*

### *Description*

Provides additional disk storage and I/O device attachment capability for the IBM 8100 Information System.

### *Models*


A10 Device attachment capability and removable diskette storage and tape attachment

A11 Additional 29M byte disk storage, removable diskette storage, device attachment, and 8809 tape unit attachment.

A13 The model A13 is identical to the A11 except for the disk storage, which is 64M byte capacity.

### *Highlights*

The 8101 storage and I/O unit extends the capability of the IBM 8100 Information System, by providing for the attachment of all input/output devices which can be attached to the 8130 and 8140 processors. The devices may be attached to the 8101 by loops, data link attached loops, communication facilities or direct attachment to the 8101. The 8101 can attach communication facilities and loop attachment, in any combination facilities and loop maximum of eight.





## **8809 TAPE UNIT**

### **Description**

The 8809 Magnetic Tape unit introduces a new and simplified approach to the design of magnetic tape drives. Tape is transported directly from reel to reel without capstans or vacuum columns, with tape tension and velocity controlled electronically. System 8100 permits attachment of up to four 8809 units. 8809 has a two speed program - able mode select which allows high speed load dump in a data streaming mode, and low speed processing in a start stop mode.

### **Functional Characteristics**

- Tape Speed (Data Streaming mode) 2.54 meters per second (100 inches per second)
- Tape Speed (Start Stop mode) .3175 metres per second (12.5 inches per second)
- Density - 1600 BPI
- Nominal data rate 20kb Start Stop Mode, 160Kb Data Streaming Mode
- Interblock Gap IBG 0.6 inches or 1.2 inches obtained by long gap set command
- Rewind speed - 5.08 metres per second (200 inches per second)
- Reel size - 6.25 - 8.5 and 10.5 inches - Industry Standard Reels
- Loading/Threading - Manual
- The 8809 is compatible with IBM 2400 and IBM 3400 tape sub-systems PE 9 track

### **Models**

Models 1A, 1B, 2 and 3 differ only in attachment position in the tape drive string.

### **Maintainability**

Mechanical adjustments have been minimised, simplified tape skew adjustment, using LED indicators.



## 8775 PRODUCT DESCRIPTION

The IBM 8775 is an "intelligent" display terminal designed to combine increased function and versatility with low costs. As such, it is a complementary upwards extension of the function and performance offered by the 3270 system. The IBM 8775 is attachable via a local or remote loop. The IBM 8775 consists of a display and keyboard. The display package is of a new design being lower in profile and weighing less than the IBM 3276. Character density is selected by the customer. 960/1920/2560 characters may be displayed using 9 x 16 character matrix. 3440 characters may be displayed using the 9 x 12 character matrix.

The IBM 8775 extends the 3270 display functions with the optional addition of multiple partitions and data entry validation, using the appropriate software. The usual keyboard options will be provided.



*For IBM internal use only*

### ***CE Career Path***

The IBM 8775 display terminal will be serviced by customer engineers assigned to the data recording product group using internal diagnostics and MAPs.

### ***Optional Features***

Features include selector pen, audible alarm, security keylock and magnetic slot reader. The microcode associated with these features and the base terminal is contained in ROS/RAM modules within the terminal.

### ***Installation***

The IBM 8775 will follow customer set up procedure (CSU). Set up instructions will be provided with the machine, set up will be simple and will not require tools or training

Customer accessible areas will not contain safety hazards.

### ***Maintenance Features***

The customer is responsible for performing problem determination and attempting recovery using problem determination procedures (PDP)

If the customer requires IBM involvement, he may relay error messages and/or error log data to the CE to aid additional problem determination or fault isolation.

*For IBM internal use only*

IBM World Trade Corporation

DP Customer Engineering

EHQ - Paris, France

A/FE - New York, U.S.A.

Printed in Western Germany

Z-7902-706