

LGP-30 USERS' ORGANIZATION - POOL

LGPSAP

SYMBOLIC ASSEMBLY PROGRAM FOR THE LGP-30 COMPUTER

POOL Program No. H2-120

THIS PROGRAM IS DISTRIBUTED TO  
MEMBERS OF POOL ONLY; DISTRIBUTION  
TO NON MEMBERS OF POOL IS PROHIBITED

By James N. Orton  
Royal McBee Corp.  
Washington, D.C.

February 5, 1960

## LGPSAP

## SYMBOLIC ASSEMBLY PROGRAM FOR THE LGP-30 COMPUTER

## Table of Contents

Introduction -----	1.
Purpose -----	2.
General Description -----	2.
Input	
Symbolic Checks	
Specific Description: Sample Input & Output -----	2.
Sample Assembly 3*	
Output: First Pass 4	
Output: Second Pass 4	
Tape Format 4	
Note on the use of Photoreader 4	
End-of-program symbol 4	
Symbol specifications 4	
Explanatory Notes -----	4.
1. Starting location and reference address 4	
2. Undefined symbols 5	
3. Multiply-defined symbols 5	
4. Instructions with absolute addresses 5	
5. Hexadecimal constants 5	
6. Instruction-form constants 5	
7. Temporary storage locations, counters, etc. 5	
Operation of the Assembler -----	5.
Assembly Outside of the "Allowable Range" -----	6.
Preparation of Repositionable Punched Tape -----	6.
Error Stops -----	6.
Symbol Table -----	7.
LGPSAP Subroutines -----	7.
Time -----	7.
Appendix: The Random Address Generator -----	8.
Table of Symbols for the LGPSAP Flowchart -----	9.
Flow Chart of LGPSAP -----	10-13.
Coding for Assembly Routine (LGPSAP and Decimal) -----	14-20.
Note on Subroutine D3 -----	21.
* Arabic symbols following subsection titles are page numbers	
Conventional LGP-30 Coding Sheets for LGPSAP -----	22-32.

LGP-30 USERS' ORGANIZATION - POOL

L G P S A P

SYMBOLIC ASSEMBLY PROGRAM FOR THE LGP-30 COMPUTER

James N. Orton, Royal McBee Corp.

INTRODUCTION

An essential step in the writing of a program in machine language is the use of a symbolic version of the program for the preparation of the final coding sheets. The arbitrary symbols used for addresses are selected to be appropriate to the problem being solved.

The program described in the following pages relieves the programmer of the work of final translation to numerical addresses; a slight modification of the usual symbolic program with machine language instructions and arbitrary symbolic addresses is entered into the LGP-30 computer. The output is a finished program typed in coding sheet format with numerical addresses (not optimized). As part of the input, absolute addresses or hexadecimal patterns may be entered as required in place of the symbolic program steps. Thus the programmer can readily establish linkages with standard subroutines, and in general, has all the "bells and whistles" of the machine at his disposal. Format control is feasible so that comments on the individual program steps are typed on the final coding sheets. The program as it is assembled is stored in the LGP-30 where it may then be executed or punched out using POOL Program K2-71, the Repositionable Decimal Memory Punch, or 13.2, the Hexadecimal Punch.

Programs in languages similar to the LGP-30 machine language may also be used; for example, a program for 24.0, the Floating Point Interpretive Routine, can be assembled by LGPSAP. Unfortunately, 24.1 cannot be assembled because the program does not handle the 800xxxxxxx instructions, other than the 800Txxxxxx.

PAUL SELIGMANN

Chairman of the POOL Committee  
on Publications

February 5, 1960.

Program No. H2-120

L G P S A P

SYMBOLIC ASSEMBLY PROGRAM FOR THE LGP-30 COMPUTER

James N. Orton, Royal McBee Corp.

PURPOSE:

To input a symbolic code, translate the symbolic addresses into the numeric form required by the LGP-30, store the translated instructions sequentially starting from a specified memory location, and output the code in both symbolic and standard LGP-30 decimal form.

GENERAL DESCRIPTION:

Input. The input to LGPSAP is a symbolic program with a carriage return after each instruction so that it prints one instruction per line. Each symbolic instruction consists of: (1) a symbolic location, if the instruction is referenced by another, (2) the standard LGP-30 operation code, and (3) the symbolic address for flexowriter input, comments may be written to the right of the instruction if desired.

Preceding the program to be input, two words must be input (either manually or from the tape):

1. The starting location of the program, in decimal. The program is assembled beginning at this location.
2. The "reference address" of the program, in decimal. The "reference address" is equivalent to the "modifier" in the Program Input Routine (10.4). If the program is to be executed after assembly, the "reference address" will generally be the same as the starting location. For preparation of a punched tape, a reference address of 0000 may be desirable. These matters are discussed later.

For assembly, the program tape must be input twice to the assembler. Six-bit input is required. On the first pass, the assembler compiles a table of the symbols used in the program, and another table of the addresses represented by the symbols. On the second pass, the assembler stores and outputs the program, substituting the proper memory addresses for the symbolic addresses. Constants, in either hexadecimal or instruction form, and absolute-address instructions may be input as well as symbolic instructions.

Symbolic Checks During input the assembler makes two symbolic checks as a logical aid to the programmer. It notes (1) the use of "multiply-defined" symbols and (2) the use of "undefined" symbols. These terms will be explained by illustration below.

SPECIFIC DESCRIPTION: SAMPLE INPUT AND OUTPUT

The following sample assembly is illustrative of the principal functions of the assembler. A tape of this assembly is included in the program package. An explanation of these immediately follows:

---

Note on tape contents: The tape distributed with this program description has information punched in the following order:

1. The basic LGPSAP assembler, "LS";
2. The modified 21.0, "D3";
3. "Sample Assembly" (see top page three)
4. Coding for Assembly Routine (LGPSAP and Decimal), see pages 14-20.

LGP-30 USERS' ORGANIZATION - POOL

SAMPLE ASSEMBLY

Double spacing was used on the second pass.

Flexowriter settings: Margin 6, Tabs 12, 16, 22, 32.

.0000700

Notes  
(see below)

p1 (First Pass)

4000'4000'					1
'alpha'	b'	beta'	bring beta		
	h'	gamma'	store into gamma		
	xp'	0000'			
	xi'	0000'			
'beta'	xu'	6363'	exit		3
'lx'	3089'	q172'	mask		
'y'	'	'	at q-29		
	z'	'			
'delta'	u'	delta'	variable connector		
'c2'	xz'	0001'			
'beta'	a'/m	gamma'			3
'n'	'	'	counter		
'4zqx'	'	11q2'			
'end''	'				

p2 (Second Pass)

[Loc.]	[Symbolic Code] [Op.]	[Addr.]	[Decimal Code] [Loc., Op., Addr.]	[Comments]	
'alpha'	b'	beta'	4000 b4004	bring beta	1,3
	h'	gamma'/u	4001 ,qqqqqqqq	store into gamma	2
	xp'	0000'	4002 p0000		4
	xi'	0000'	4003 i0000		4
'beta'	xu'	6363'	4004 u6363	exit	3,4
'lx'	3089'	q172'	4005 ,3089q172	mask	5
'y'	'	'	4006 z0000	at q-29	7
	z'	'	4007 z0000		
'delta'	u'	delta'	4008 u4008	variable connector	
'c2'	xz'	0001'	4009 z0001		6
'beta'	a'	gamma'/u	4010 ,qqqqqqqq		2
'n'	'	'	4011 z0000	counter	7
'4zqx'	'	11q2'	4012 ,000011q2		5

Output: First pass. The sample printout following "p1" is the Flexowriter output from the first pass. Output in addition to that from the tape itself will occur only if a multiply-defined symbol or other input error (see below) is detected.

If the Photoreader is used for first-pass input (but first see "Note on use of the Photoreader" below), no printout other than "p1" and the error indications will occur.

Output: Second pass. The printout following "p2" is the Flexowriter output from the second pass. The output, in addition to that from the tape, consists of the standard decimal representation of the program as stored in memory. The symbolic and decimal representations of each instruction appear side by side. In addition identifying characters are printed next to the symbolic address whenever an undefined address symbol is detected (see below). Since format controls are all on the input tape, the Flexowriter, rather than the Photoreader, should be used for second-pass input.

Tape format. Instructions which do not have a symbolic location are input in two words: (a) the command and (b) the address, each of which is followed by a stop code (making 2 stop codes per line of coding). Instructions which have a symbolic location are input in four words: (a) an initial zero-word, (b) the symbolic location, (c) the command, and (d) the address, each of which is followed by a stop code (making 4 stop codes per line of coding). The initial zero-word will thus appear as a stop code; its only function is to indicate that the next word input will be a symbolic location.

Format controls (tabs; carriage returns, etc.) should all be punched on the tape. These are arbitrary, save for the following: if a comment follows the instruction one tab must follow this comment (to clear accumulator bits 26 - 31; only the tab will accomplish this, using 6-bit input on a standard Flexowriter). For the sample assembly above, tabs were included between the location operation address and comments; for the assembly of the program itself (see below) the first two of these were omitted.

Note on use of the Photoreader. The standard reader does not input 000000 (6-bit) on the execution of a tab, as required by the assembler if there are any comments included in the program. A minor modification of the input circuitry or exclusion of program comments is thus required for use of the Photoreader on the first assembling pass.

End-of-program symbol. The symbol "end," preceded by one and followed by two stop codes, must follow the last instruction of the program. This symbol must be used only for terminating an input; it should not be used as a program symbol.

Symbol specifications. Any numeric, alphabetic, or alphanumeric symbol of one to five characters in length is permissible. Certain symbols have special uses which are given below. The typewriter controls such as upper case, lower case carriage return etc. are not considered by the assembler as characters. The symbols "TEMP" and "temp" are indistinguishable as are "()" and "90," or "-." and "+."

#### Explanatory Notes (Ref. Sample Assembly)

1. Starting location and reference address. The reference address is the

"base number" of the addresses, i.e. the number from which the addresses (as distinguished from the locations) are numbered. In the present example, with reference address = 4000, the address "beta" = 4004. If the reference address were 0000, the address "beta" would be 0004. In either case, the program itself is stored starting at 4000.

2. Undefined symbols. The symbol "gamma" is "undefined" in the sense that it does not appear in the "location" column, and hence no numeric address can be associated with it. In such cases "/u" is printed following the symbol, and the easily recognized hex pattern "qqqqqqq" is stored in the given memory location.

3. Multiply-defined symbols. The symbol "beta" is used to represent two different locations (lines 5 and 11 of the "p2" code). Each time a location symbol appears after its initial appearance, the characters "/m" are printed following the command of the given instruction. When the code is assembled on the second pass, the stored address corresponding to a multiply-defined symbol is the address assigned to it on its first appearance in the code. Thus "beta" = 4004 in line 1 of the "p2" printout, rather than 4010.

4. Instructions with absolute addresses may be input by prefixing an "x" to the operation, as for PIR input.

5. Hexadecimal constants may be input, as illustrated, by using "x" as the last character of the symbol designating the location of the constant. The eight-character word must be split into two four-character words for input, since they are input as 6-bit characters and converted to 4-bit by LGPSAP. Leading zeros are not required for either half of the word. Thus:

,3089q172 is input from tape as 3089'q172'

,0009q172 can be input as 9'q172'

,00000002 can be input as '2'

,40000000 can be input as 4000' 0'

6. Instruction-form constants may be input, as for PIR, in the form xz'AAAA'.

7. Temporary storage locations, counters, parameters, etc. may be symbolically specified as illustrated; they will then be set to zero during assembly. Symbols ending in "x" may be used here.

#### OPERATION OF THE ASSEMBLER

For operation the following sequence of steps should be executed:

1. Load input tape in Flexowriter (or Photoreader).
2. Using 4-bit input, type manually .000AAAA, where AAAA is the start fill location of the assembly subroutine LS. Depress START COMP lever on Flexowriter.
3. Depress 6-bit input button.
4. Lift MAN INPUT on Flexowriter (if using reader, switch to reader input instead).
5. Depress START COMP lever again. The Flexowriter will print "pl" and the starting and reference addresses will be input. After about 2 minutes, the rest

## LGP-30 USERS' ORGANIZATION - POOL

of the tape will be input for the first pass. Any multiply-defined symbol error checks will be printed out as noted. Possible error stops may occur (see below). When the symbol "end" is reached, the Flexowriter prints out "p2" and the program stops, indicating that the second pass may be started.

6. Restart the tape in the Flexowriter to input the first word of the program proper (immediately following the reference address). Depress START COMP.
7. After the second pass is completed, a new tape may be loaded and the assembler restarted by simply depressing START COMP.

### ASSEMBLY OUTSIDE THE "ALLOWABLE RANGE"

The assembler is self-protecting, and will input a program only into that portion of memory separating the assembler itself from the symbol tables, and not occupied by either. The symbol tables occupy the last 16 tracks in memory permitting the use of up to 512 different symbols in a single program. The output routine is fixed at 0300. If LS is loaded at 0700, the maximum range of locations 1232 to 4763 will be available for program assembly.

If it is desired to locate a program out of this range, for example starting at 5000, this may be done either by the use of K2-71 (see below) or as follows: Assemble the program within the allowable range, specifying 5000 as the reference address. Using program 13.2, output a hexadecimal tape of the stored program and change its "v" load instruction to load the tape at 5000. This illustrates the purpose of the reference address function of the assembler.

### Preparation of Repositionable Punched Tape

Repositionable decimal punched tapes are readily prepared for the assembled programs by use of the POOL Program K2-71. Note that if the recommended initial locations of 0300 for the D-3 tape and 0700 for the LS tape are used, the program for punching must be entered after the assembly has been completed. By this technique it is possible always to use a standard initial location for the assembled program and to reposition it as desired later. The "modifier" used will be the same as the "reference address" of the assembly routine.

### ERROR STOPS

During the first pass, the Flexowriter types out indications of the following errors:

<u>Flexowriter Output</u>	<u>Error</u>	<u>Remedy</u>
"ob"	Assembly is "out of bounds"; that is, not within allowable range given above	Relocate assembly and restart
"st"	Capacity of symbol table has been exceeded (should occur only rarely; possible only with large programs)	Easiest solution is to divide program into two or more sub-routines and assemble separately



## LGP-30 USERS' ORGANIZATION - POOL

### SYMBOL TABLE:

Tracks 48-63 inclusive are used for the symbol table and the symbol address table. Time is saved in storing symbols in the table in this program by the use of a random number method for the determination of the final locations of the symbols. The last nine bits of the six-bit pattern for the symbol are treated as a number from which a random address within the table is generated. If this address is not occupied it becomes the location for the symbol. If it is already occupied, the next address is then tested. Uniqueness is assured during the second pass by a comparison of the symbol sought with the symbol already stored. Further details are given in the Appendix.

### LGPSAP SUBROUTINES

LGPSAP consists of two subroutines: (1) the assembler proper, designated LS, and (2) the instruction printout subroutine, designated D3. It also uses PIR 10.4 (see below). Subroutine D3 is a modified version of the decimal memory printout routine (21.0) and hence prints out hex words in fractional or hexadecimal form according to the setting of the TRANSFER CONTROL button. A list of the changes required in program 21.0 to obtain D3 is included below. Following this is the assembly of LS in LGPSAP code and decimal code relative to 0000.

The subroutine assembly is as follows:

<u>Subroutine</u>	<u>Load At</u>	<u>Memory Space Required</u>
D3	0300	0300 - 0663
LS	Relocatable, but maximum space is available for program assembly when loaded at 0700	Five and a half tracks, plus locations 4800 - 6363 for symbol and symbol-address tables
PIR 10.4	0000	0000 - 0263 Subroutine LS uses the binarize subroutine of PIR 10.4. (Note: other versions of PIR may not be used here).

### TIME

On the first pass, the program will input about 17.5 instructions per minute, and on the second pass, about 9.5 instructions per minute, using the format illustrated for the assembly of LS (see below). These rates would be somewhat slower if the symbolic location, operation and address were separated by tabs, or if more comments were inserted (conversely, a program without any comments could probably be input at the rate of 11 or 12 instructions per minute on the second pass).

These figures are relatively unaffected by the length of the program. More specifically, an increase in the number of unique symbols used in the program will not increase the symbol-table "lookup" time for any given symbol, until the number of unique symbols begins to approach the maximum allowable 512. (The programming logic for accomplishing this was suggested to the author by Mr. George Feeney of the General Electric Company).

The present version of LGPSAP is unoptimized; a further reduction of input time could doubtless be realized by full or even partial optimization of the code.

APPENDIX: The Random Address Generator

The operation is given in the flow chart in the first box following variable connector branch VIA, as follows:

$$\text{Bits 1 - 9 (WD * MPLR mod } 2^{30}\text{)} \rightarrow R,$$

where the symbol is to be stored in the Rth line of the table. The LGP-30 instructions corresponding to this (ref. the LGPSAP symbolic code) are:

<u>Loc.</u>	<u>Op.</u>	<u>Address</u>	<u>Comments</u>
VIA	B	WD	
	N	MPLRX	(WD * MPLR) mod $2^{30}$ at 29
	M	IA21	Bits S - 8 $\rightarrow$ Bits 21 - 29
	E	NMXM1	Extract Bits 21 - 29
LS15	H	R	and store

The locations referred to contain the following:

WD		the current symbol	
IA21	XZ	0400	1 at 21
NMXM1	XZ	0763	mask
MPLRX	,5K2	1KGF	$5^{11}$ at 30

In other words, the equation for the "random number" function could be expressed as

$$R = \text{Integer } \left\{ \left[ (S \times 5^{11}) \bmod 2^{30} \right] \times 2^{-21} \right\}$$

Where R is as defined above and S is the value obtained by regarding the symbol as a number at q = 30; R ranges from 0 to  $5^{11}$ . The incorporation of this search-saver into the routine reduced average assembly time by about two-thirds.

LGP-30 USERS' ORGANIZATION - POOL

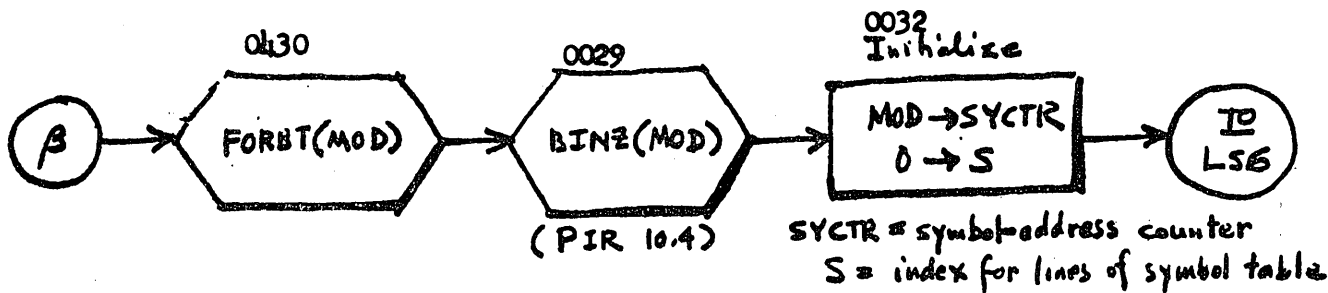
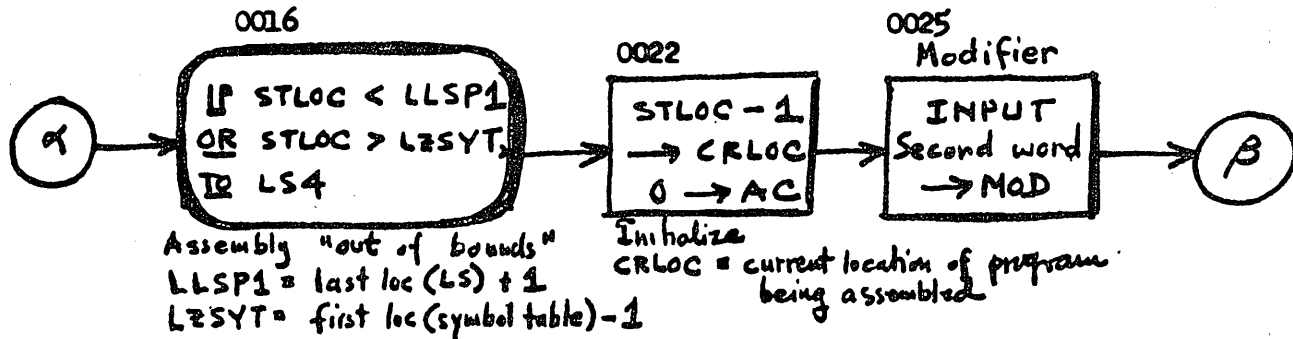
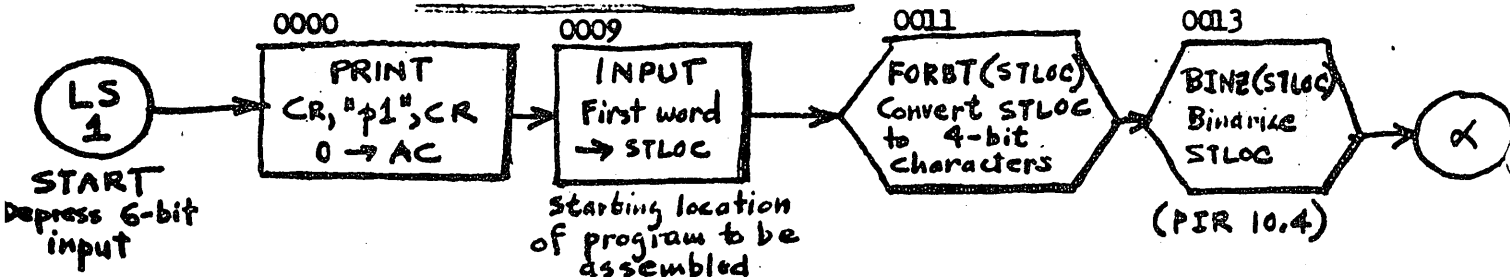
TABLE OF SYMBOLS FOR THE LGPSAP FLOW CHART

BINZ	Binarize
CR	Carriage Return
CRLOC	Current location of program being assembled
FORBT	Convert from 6-bit to 4-bit characters
LGSYT	Address of a line in the symbol table
LLSPI	Last location +1
LZSYA	First location of the symbol-address table
LZSYA(R)	Rth line of symbol-address table
LZSYT	First location of the symbol table - 1
LZSYT(R)	Rth line of symbol table
MOD	Modifier
MPLR	Multiplier for computing random address ( $=5^{11}$ )
NEGWD	Negative word (=wwwwwwwq)
NMXMI	Number of lines in the symbol table - 1
R	Random address modifier for symbol table
S	Index for lines of symbol table
STLOC	Starting location of program to be assembled
SYCTR	Symbol address counter
WD	A temporary storage location
WKLOC	A temporary storage location

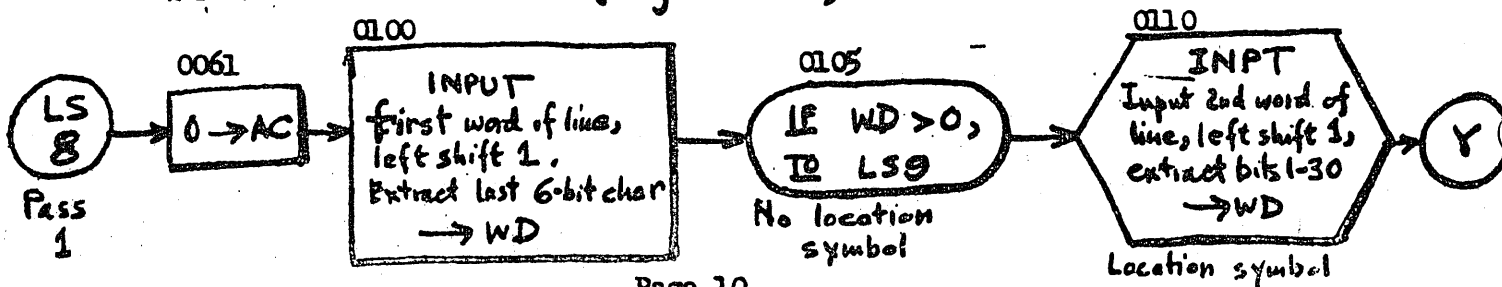
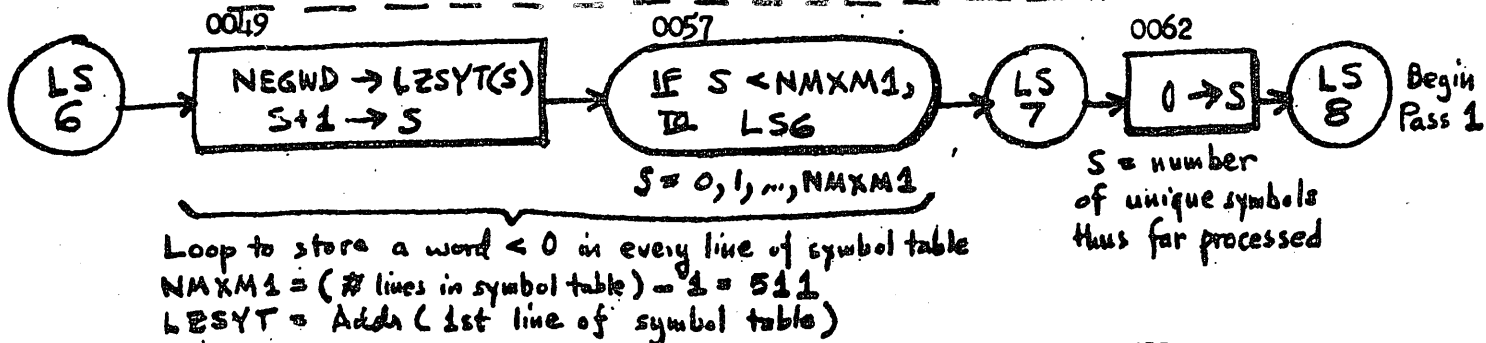
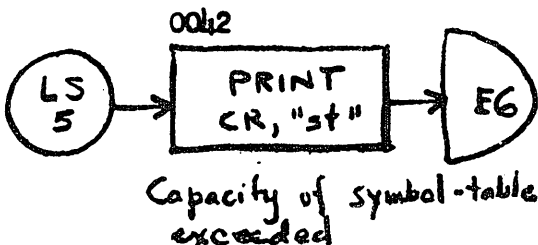
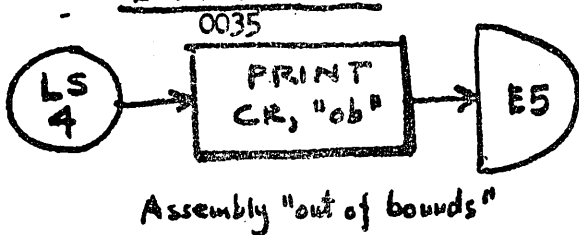
Table of Symbols Used on the Coding Sheet Notes

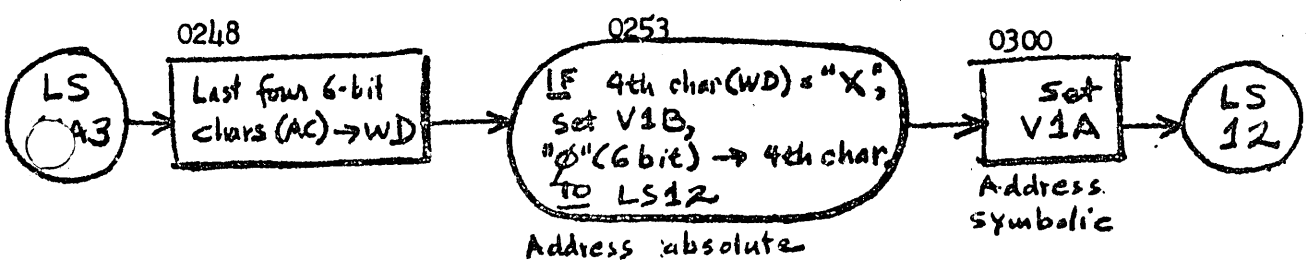
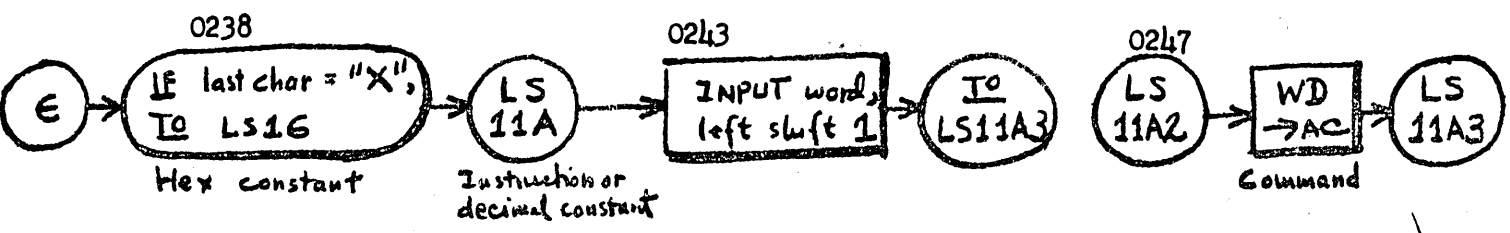
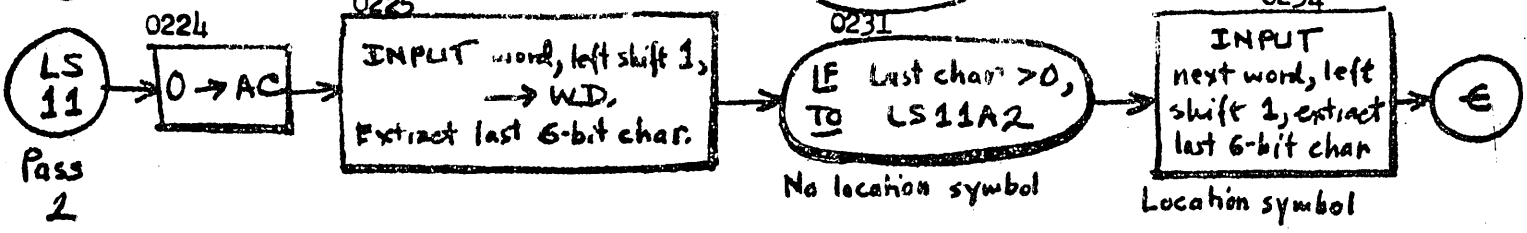
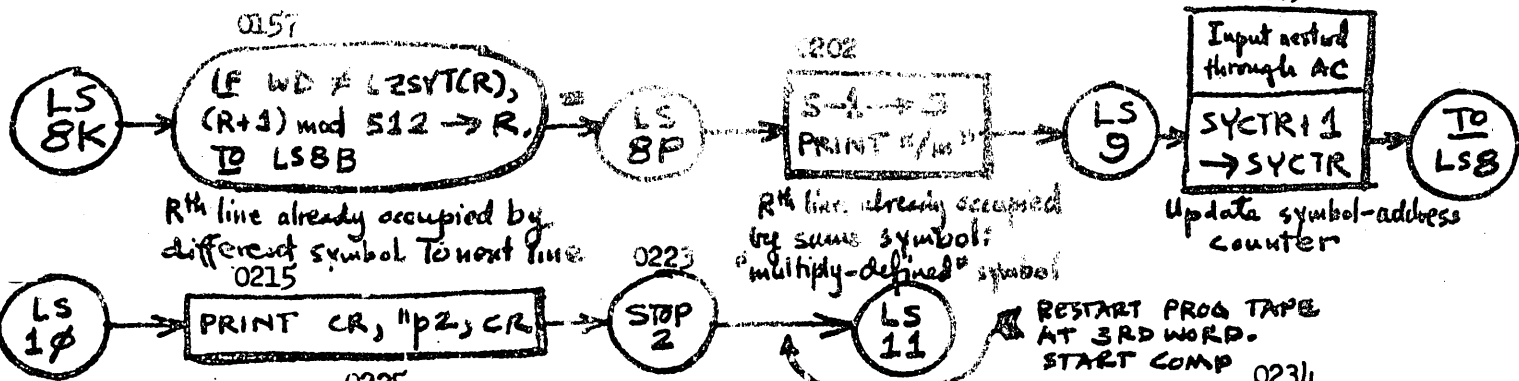
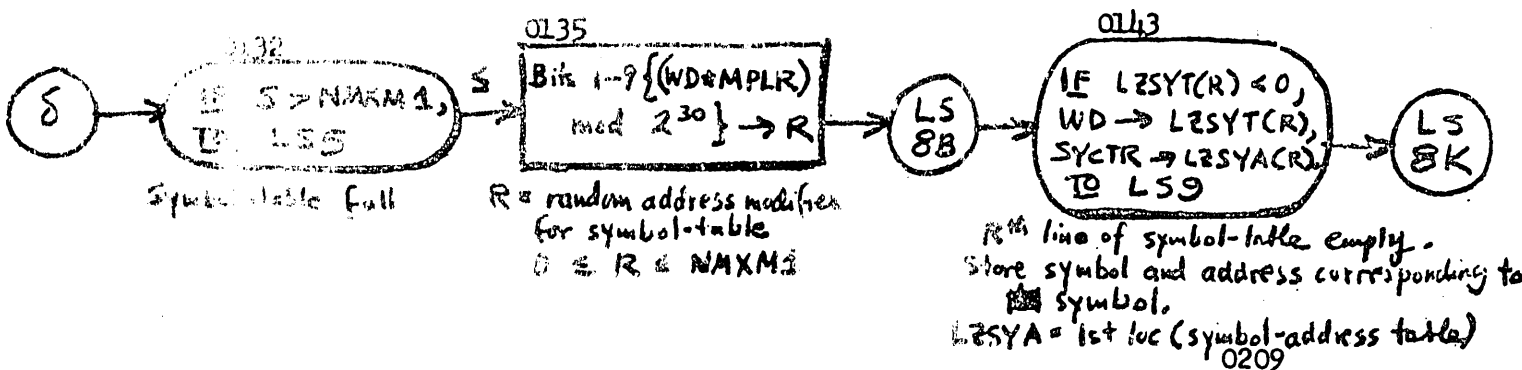
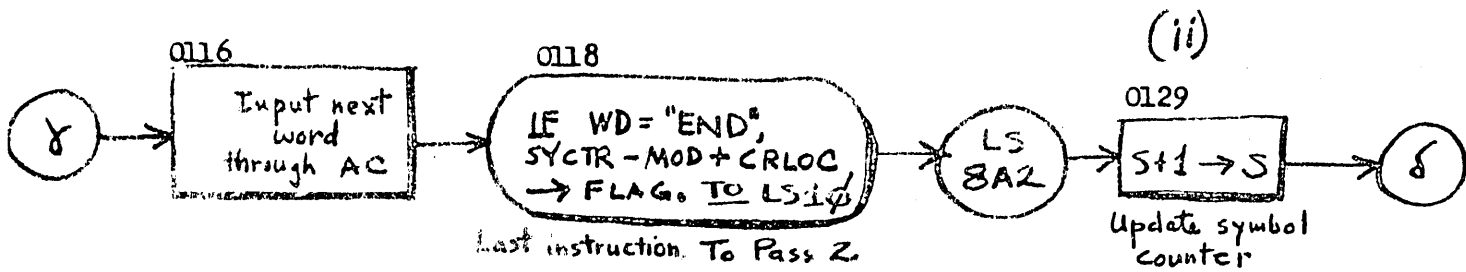
- ( Less than
- ) Greater than
- \* Multiplied by
- e Exponent

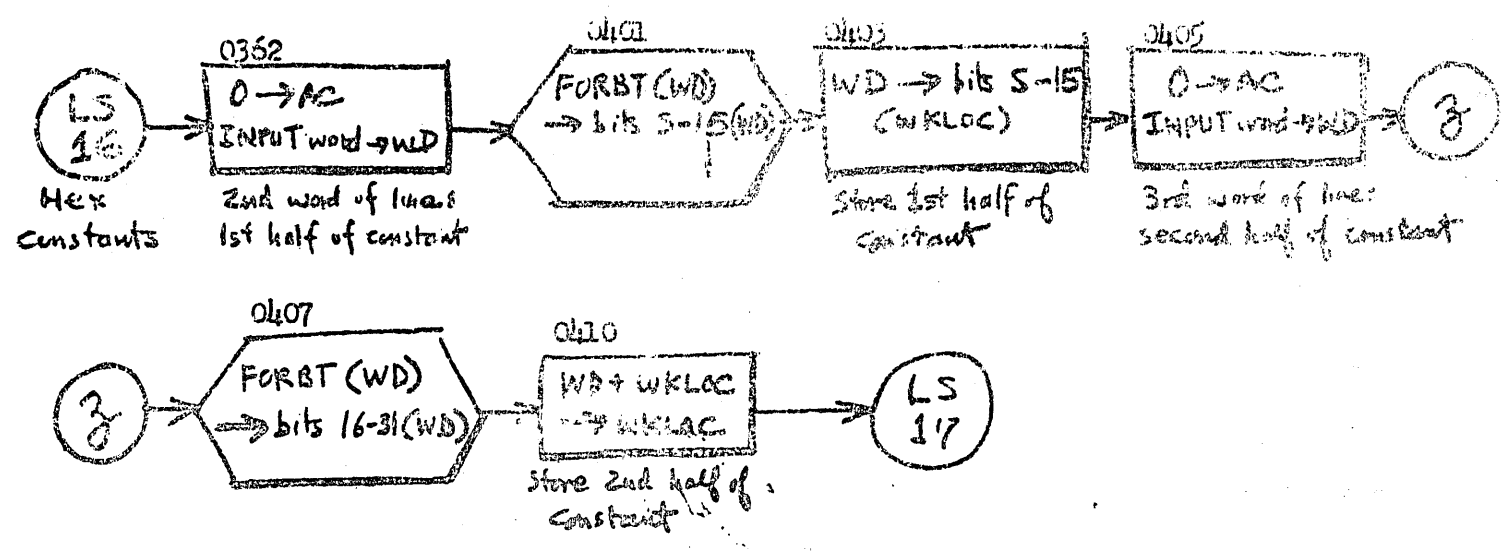
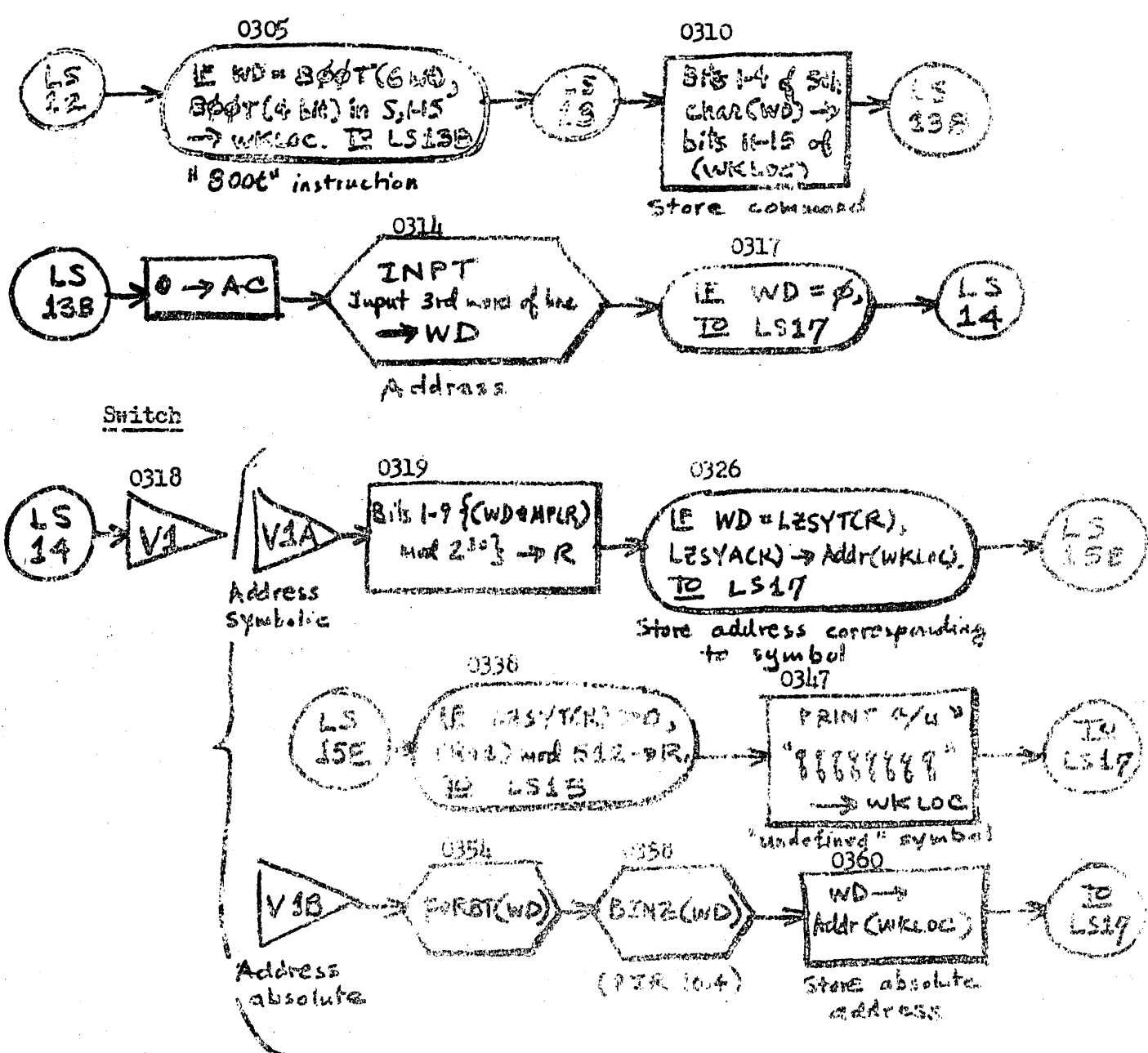
# Flow Chart

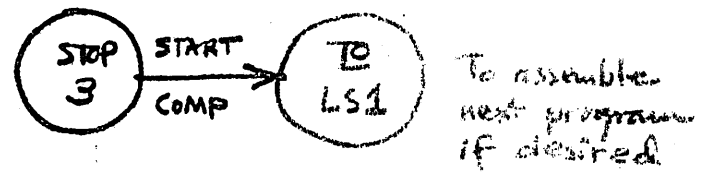
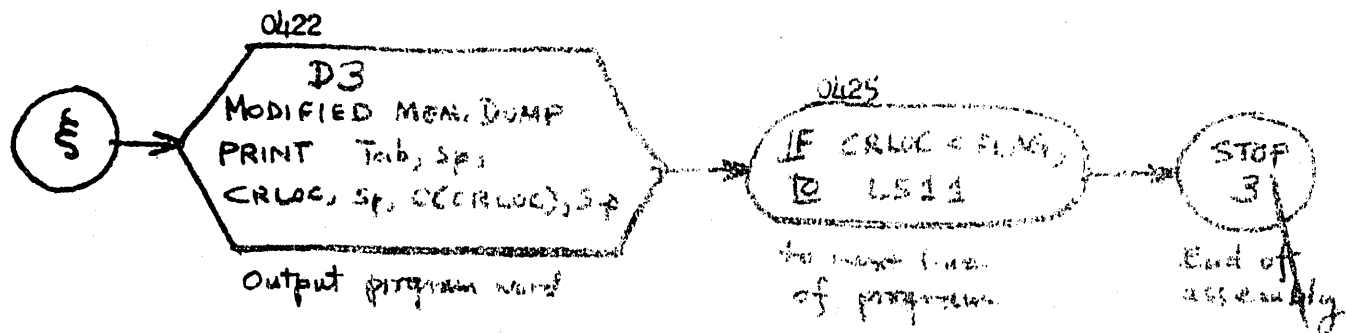
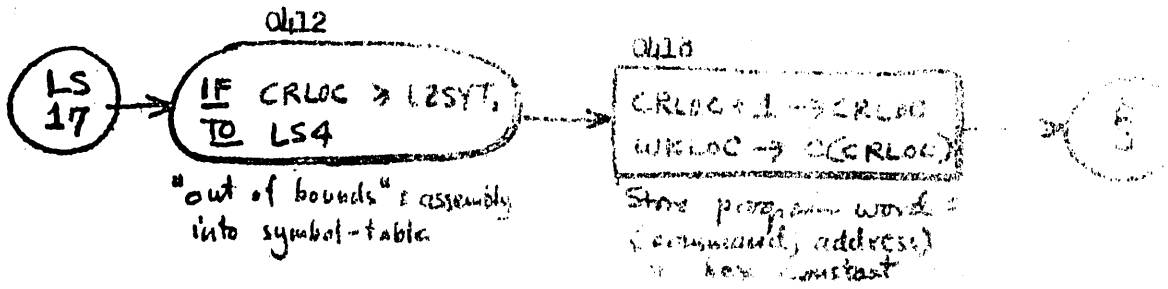


## ERROR STOPS









LGP-30 USERS' ORGANIZATION - POOL

Coding for Assembly Routine (LGPSAP and Decimal)

(Application of LGPSAF Assembler to a tape containing the LGPSAP program punched in LGPSAF-type coding )

18

assembly relative to 0000, loaded at 3000

'1s1'xp'1600'	3000	p1600	first pass. c.r.
xz'0000'	3001	z0000	
xp'3300'	3002	p3300	p
xz'0000'	3003	z0000	
xp'0600'	3004	p0600	1
xz'0000'	3005	z0000	
xp'1600'	3006	p1600	c.r.
xz'0000'	3007	z0000	
c'damp'	3008	c0519	ac = 0
xp'0000'	3009	p0000	
xi'0000'	3010	i0000	input starting loc
r'frxt'	3011	r0451	
u'fortt'	3012	u0430	stloc = forbt(stloc)
xr'0063'	3013	x0063	
xu'0051'	3014	u0051	binarize rtn (PIR 10.4)
h'stloc'	3015	h0514	stloc = binz(stloc)
s'11s1'	3016	s0510	
t'1s4'	3017	t0035	if stloc ( 11s1
b'stloc'	3018	b0514	
s'11syt'	3019	s0511	
t'1s2'	3020	t0022	
u'1s4'	3021	u0035	or stloc ge 11syt.
'1s2'b'stloc'	3022	b0514	
s'1s29'	3023	s0503	
c'erloc'	3024	c0515	erloc = stloc - 1. ac = 0
xp'0000'	3025	p0000	
xi'0000'	3026	i0000	input modifier
r'frxt'	3027	r0451	
u'fortt'	3028	u0430	forbt(mod)
xr'0063'	3029	x0063	
xu'0051'	3030	u0051	
h'mod'	3031	h0517	binz(mod)
c'syctr'	3032	c0518	syctr = mod
c's'	3033	c0524	s = 0
u'1s6'	3034	u0049	
'1s4'xp'1600'	3035	p1600	out of bound. cr
xz'0000'	3036	z0000	
xp'3300'	3037	p3300	e
xz'0000'	3038	z0000	
xp'0500'	3039	p0500	b
xz'0000'	3040	z0000	
xz'0005'	3041	z0005	error stop 5
'1s5'xp'1600'	3042	p1600	symbol table full. cr
xz'0000'	3043	z0000	
xp'6100'	3044	p6100	s
xz'0000'	3045	z0000	



LGP-30 USERS' ORGANIZATION - POOL  
Coding for Assembly Routine (LGPSAP and Decimal)

xy'4500'	3046	y4500	t
xz'0000'	3047	z0000	
xz'0006'	3048	z0006	error step 6
'lcs'b'lsyt'	3049	l0321	
a'a'	3050	a0324	
y'lcsa'	3051	y0325	
b'nsytr'	3052	b0426	
'lcsa'm'6363'	3053	l0426	lsytr.s = negwd
b's'	3054	b0324	
a'ls29'	3055	a0303	
h'a'	3056	h0324	s = s + 1
b'mmal'	3057	b0315	
a'a'	3058	a0324	
t'ls7'	3059	t0061	
n'ls6'	3060	n0049	if c ls mmal
'ls7'a'dump'	3061	l0319	
c'a'	3062	c0324	s = 0
'ls8'e'dump'	3063	l0319	
xp'0000'	3100	x0000	
xi'0000'	3101	x0000	lst wd of line
n'ls50r'	3102	n0302	
e'ntr'	3103	e0495	last 6b char
c'wd'	3104	c0320	
a'wd'	3105	a0320	
t'ls9'	3106	t0209	if wd gr 0
b'cl8al'	3107	b0492	
y'input'	3108	y0115	
'input'a'dump'	3109	l0319	cc = 0
xp'0000'	3110	x0000	
xi'0000'	3111	x0000	input location symbol
n'ls30r'	3112	n0302	
e'ntr'	3113	e0495	
h'wd'	3114	h0320	... wd at 30
'input'm'6363'	3115	l0319	
'label'xp'0000'	3116	x0000	
xi'0000'	3117	x0000	next wd through cc
b'wd'	3118	b0320	
s'cantr'	3119	s0494	
t'ls2r'	3120	t0209	
s'ls50r'	3121	s0302	
t'ls2a'	3122	t0204	if wd = "can",
a'ls2e'	3123	a0209	
'ls2a'b'apetr'	3124	l0326	
a'mod'	3125	a0317	
a'erloc'	3126	a0316	apetr = mod + erloc
h'flag'	3127	h0321	... flag
a'ls10'	3128	a0315	
'ls2a'b'a'	3129	l0324	
a'ls29'	3130	a0303	
h'a'	3131	h0324	s = s + 1
b'mmal'	3132	b0315	
a'a'	3133	a0324	
t'ls5'	3134	t0042	if s gr mmal

(An application of LGPSAP Assembler to a tape containing the LGPSAP program punched in LGPSAP-type coding)

Coding for Assembly Routine (LGPSAP and Decimal)

b'wd'	3135	b0520	
n'wplr'	3136	m0522	(wd*wplr)mod 2030 at 29
m'lw21'	3137	m0509	bits 0-8 to 21-29
e'wmal'	3138	m0513	21-29
'lwb'h'r'	3139	b0525	... r random addr modifier
a'lwyt'	3140	m0511	
y'lw2a'	3141	y0143	
y'lw2a'	3142	y0147	
'lw2a'wb'6363'	3143	b6363	/lwyt + r/
t'lw2a'	3144	t0146	if lwyt.r is 0,
u'lw2a'	3145	m0154	
'lw2a'b'wd'	3146	b0520	
'lw2a'wb'6363'	3147	b6363	lwyt.r = wd,
b'lwya'	3148	b0512	
a'p'	3149	m0523	
y'lw2r'	3150	y0152	
b'wvtr'	3151	b0518	
'lw2r'wb'6363'	3152	b6363	lwya.r = svctr.
u'lw2'	3153	m0209	
'lw2a'b'lwyt'	3154	b0511	
a'r'	3155	m0523	
y'lw2a'	3156	y0158	
b'wd'	3157	b0520	
'lw2a'wb'6363'	3158	b6363	/lwyt + r/
t'lw2a'	3159	t0152	if wd us lwyt.r,
s'lw2a'	3160	m0502	
t'lw2a'	3161	t0202	
'lw2a'b'r'	3162	b0523	
e'lw2a'	3163	m0503	
e'wmal'	3200	m0513	r = (r + 1)mod mmax.
u'lw2a'	3201	m0159	
'lw2a'b'a'	3202	b0524	multiply-defined sym
s'lw2a'	3203	m0503	
h'a'	3204	b0524	s = s - 1
zp'1900'	3205	p1900	/
zx'0000'	3206	m0000	
zp'2300'	3207	p2300	
zx'0000'	3208	m0000	
'lw2a'zp'0000'	3209	p0000	
zx'0000'	3210	m0000	next wd through so
b'wvtr'	3211	b0518	
a'lw2a'	3212	m0503	
h'wvtr'	3213	b0518	svctr = svctr + 1
u'lw2a'	3214	m0063	
'lw2a'zp'1600'	3215	p1600	second pass. or
zx'0000'	3216	m0000	
zp'2700'	3217	p2700	
zx'0000'	3218	m0000	
zp'1000'	3219	p1000	
zx'0000'	3220	m0000	
zp'1600'	3221	p1600	or
zx'0000'	3222	m0000	
zx'0002'	3223	m0002	step 2. restart tape

LGP-30 USERS' ORGANIZATION - POOL  
 Coding for Assembly Routine (LGPSAP and Decimal)

'loll'e'amp'	3284	0019	
rp'0000'	3285	0020	1st wd of line
nl'0000'	3286	0021	
n'lazr'	3287	0022	
h'rd'	3288	0023	
o'azr'	3289	0024	last 6b char
e'amp'	3290	0025	
o'amp'	3291	0026	
t'lalla'	3292	0027	if char = 0
o'amp'	3293	0028	as = 0
rp'0000'	3294	0029	
nl'0000'	3295	0030	input loc symbol
n'lazr'	3296	0031	
o'azr'	3297	0032	last char
o'char'	3298	0033	
t'lalla'	3299	0034	
o'lazr'	3300	0035	
t'lal6'	3301	0036	if last char = "F"
'lalla'e'amp'	3302	0037	as = 0
rp'0000'	3303	0038	
nl'0000'	3304	0039	input instruction
n'lazr'	3305	0040	
u'lalla'	3306	0041	
'lalla'b'rd'	3307	0042	
'lalla'o'azr'	3308	0043	last 6 char
h'rd'	3309	0044	
o'lazr'	3310	0045	
o'azr'	3311	0046	
o'char'	3312	0047	
t'lalla'	3313	0048	
o'lazr'	3314	0049	
t'lallb'	3315	0050	if 6th char = "F",
n'lalle'	3316	0051	
'lalla'b'evib'	3317	0052	
y'lall'	3318	0053	not vlb
b'rd'	3319	0054	
o'azr'	3320	0055	
h'rd'	3321	0056	6th char = "g"
u'lall'	3322	0057	
'lalla'b'evla'	3323	0058	
y'lall'	3324	0059	not vla
'lall'b'rd'	3325	0060	
o'60azr'	3326	0061	
t'lall'	3327	0062	
o'lazr'	3328	0063	
t'lalla'	3329	0064	if wd = 6000(6-110),
u'lall'	3330	0065	
'lalla'b'60azr'	3331	0066	
h'vllce'	3332	0067	vllce = 6000(4-110),
u'lall'	3333	0068	
'lall'b'rd'	3334	0069	cccc command
n'lall'	3335	0070	
o'azr'	3336	0071	1,00000
h'vllce'	3337	0072	

Coding for Assembly Routine (LGPSAP and Decimal)

'l015b' r' input'	3514	00115	
a' input'	3515	00109	input address symbol
a' l020z'	3516	00102	
t' l017'	3517	00102	if = 0
'l014' u' l014'	3518	00103	vc 1
'v1a' b' w0'	3519	00200	
n' w01w'	3520	00202	
n' l021'	3521	00209	
o' mmm1'	3522	00215	bits 1-9[(w01w) mod 2030
'l015' h' r'	3523	00215	... R
a' l017'	3524	00211	
y' l015a'	3525	00216	
'l015a' m' 6363'	3526	00216	/l017 + r/
o' w1'	3527	00200	
t' l017a'	3528	00218	
o' l017a'	3529	00212	
t' l015b'	3530	00212	if w1 = l017.r,
u' l015a'	3531	00218	
'l015b' b' r'	3532	00215	
o' l017a'	3533	00212	
y' l015c'	3534	00215	
'l015c' m' 6363'	3535	00216	/l017a + r/
y' w1l0c'	3536	00216	addr(w1l0c) = l017a.r
u' l017'	3537	00212	
'l015a' b' r'	3538	00215	
o' l017'	3539	00211	
y' l015r'	3540	00211	
'l015r' m' 6363'	3541	00216	/l017 + r/
t' l015z'	3542	00217	
b' r'	3543	00215	if l017.r < 0
a' l029'	3544	00203	
o' mmm1'	3545	00215	R = (R + 1) mod mmm
u' l015'	3546	00209	
'l015z' m' 1900'	3547	01900	undefined symbol. /
m' 0000'	3548	00000	
m' 4000'	3549	01000	
m' 0000'	3550	00000	
b' 0000'	3551	00217	
h' w1l0c'	3552	00216	w1l0c = 0000000
u' l017'	3553	00212	
'v1b' b' w0'	3554	00218	
n' l017'	3555	00201	
r' f017'	3556	00211	
u' f017b'	3557	00210	f017b(w0)
m' 0053'	3558	00215	
m' 0021'	3559	00211	bits(w0) (FIR 10.b)
y' w1l0c'	3560	00216	... addr(w1l0c)
n' l017'	3561	00212	
'l016' a' dump'	3562	00219	has constant cc = 0
m' 0000'	3563	00000	
m' 0000'	3564	20000	input first half
r' f017'	3565	00212	
u' f017b'	3566	00210	to 4-bit

LGP-30 USERS' ORGANIZATION - POOL  
Coding for Assembly Routine ( LGPSAP and Decimal)

n'lal7x'	3403	n0504	at 15
c'wloc'	3404	c0516	... wloc
xp'0000'	3405	p0000	
xl'0000'	3406	l0000	input second half
r'fint'	3407	r0451	
u'fcorbt'	3408	u0450	to 4-bit
m'lactr'	3409	m0505	at 31
a'wloc'	3410	a0516	+ wloc
h'wloc'	3411	h0516	... wloc
'lal7'b'crloc'	3412	b0515	
a'lsyt'	3413	a0503	
h'crloc'	3414	h0515	crloc = crloc + 1
a'lsytr'	3415	a0511	
t'lal7a'	3416	t0418	
u'ld4'	3417	u0035	if crloc ge lsytr
'lal7a'b'crloc'	3418	b0515	
y'lal7b'	3419	y0421	
b'wloc'	3420	b0516	
'lal7b'xh'6363'	3421	b6363	c(wloc) ... crloc
b'crloc'	3422	b0515	
xr'0600'	3423	r0600	DE. print tab, sp,
xm'0303'	3424	m0303	crloc, c(crloc), sp
b'crloc'	3425	b0515	
s'flag'	3426	s0521	
t'lsll'	3427	t0224	if crloc is flag
xz'0003'	3428	z0003	prog stop
u'lal'	3429	u0000	start comp for next input
'forbt'e'6wd'	3430	e0528	4-bit conv rtn. word at 31
c'lsnd'	3431	c0529	4wd = 0
b'ndrtr'	3432	b0706	
h'comp'	3433	h0319	4 into counter
b'cl5'	3434	b0507	
h'mask'	3435	h0530	initialize mask bits 26-9
'fr1'b'6wd'	3436	b0528	
e'mask'	3437	e0530	kth 4-bit char k = 4,3,2,1
a'6wd'	3438	a0529	
h'6wd'	3439	h0529	
b'6wd'	3440	b0528	
m'lactr'	3441	m0505	position next 4-bit char
h'6wd'	3442	h0528	
b'mask'	3443	b0530	
n'cl4'	3444	n0508	left 4. set mask for next char
h'mask'	3445	h0530	
b'comp'	3446	b0519	
a'lal7x'	3447	a0502	
h'comp'	3448	h0519	increase ctr by 1
t'rl'	3449	t0436	if ctr negative
b'6wd'	3450	b0529	
'fract'xh'6363'	3451	x6363	exit

LGP-30 USERS' ORGANIZATION - POOL  
Coding for Assembly Routine (LGPSAP and Decimal)

'c18al' 'l8al'	3452	z0116	
'mlx' '7mmw' 'wmmq'	3453	,7mmwmmq	
'centx' '4' 'fjrr'	3454	,00042jrr	
'mzx' '7q'	3455	,0000007q	
'ngmtr' 'wmmw' 'wmmq'	3456	,wmmwmmq	
'chamz' '4q'	3457	,0000404q	
'mzx' '1mm' 'wmmq'	3458	,01mmwmmq	
'1m6x' '200' '0000'	3459	,00000000	
'mzx' '1mm' 'q17q'	3460	,01mmq17q	
'80t6x' '110' '415r'	3461	,0810415r	
'80t6x' '000' '0000'	3462	,00000000	
'1a18' 'xs' '3200'	3465	z3200	
'mzx' 'w' '0000'	3500	z0000	
'1a1x' '4000' '0000'	3501	,40000000	
'1a30x' '2'	3502	,00000002	
'1a29' 'zx' '0001'	3503	z0001	
'1a17x' '4000'	3504	,00004000	
'1a2x' '2000' '0000'	3505	,20000000	
'minlx' 'wmmw' 'wmmq'	3506	,wmmwmmq	minus 4 at 30
'c15' 'xs' '0015'	3507	z0015	
'c4' 'xs' '0004'	3508	z0004	
'1a21' 'xs' '0400'	3509	z0400	
'11ap1' 'fimm'	3510	z0531	final loc plus 1
'1ssyt' 'xs' '4800'	3511	z4800	
'1ssym' 'xs' '5600'	3512	z5600	
'rmmal' 'xs' '0763'	3513	z0763	synth1 monol minus 1
'stloc' ''	3514	z0000	
'crloc' ''	3515	z0000	
'wloc' ''	3516	z0000	
'mod' ''	3517	z0000	
'syctr' ''	3518	z0000	
'damp' ''	3519	z0000	
'wd' ''	3520	z0000	
'flag' ''	3521	z0000	
'mplx' '5k2' '1kgf'	3522	,05k21kgf	5 exp 11
'r' ''	3523	z0000	
'g' ''	3524	z0000	
'cvla' 'vla'	3525	z0319	
'cvlb' 'vlb'	3526	z0354	
'cmmx' '888q' '888q'	3527	,8888888q	
'6mm' ''	3528	z0000	
'kmm' ''	3529	z0000	
'mmk' ''	3530	z0000	
'fimm' ''	3531	z0000	

## SYMBOLIC ASSEMBLY PROGRAM FOR THE LGP-30 COMPUTER

NOTE ON SUBROUTINE D3

The following changes must be made in the Decimal Memory Printout Routine (21.0) to obtain D3, the LGPSAP output routine:

<u>Location</u>	<u>Change to</u>
0002	u0019
0003	y0108
0004	xc0143
0005	y0225
0006	n0204
0007	u0000
0019	xp2138
0020	w0359
0026	xp0305
0149	xp0300
0300	xu6363

PREPARED FOR: <b>LGP-30 USERS' ORGANIZATION - POOL</b>				PAGE <b>1</b> OF <b>11</b>
JOB NO.	PROGRAM NO. <b>H2-120</b>	PROGRAM PREPARED BY: <b>James N. Orton</b>	PROGRAM CHECKED BY: <b>POOL Review</b>	DATE <b>2/5/60</b>
PROBLEM: <b>SYMBOLIC ASSEMBLY PROGRAM for the LGP-30 COMPUTER- LGPSAP</b>				TRACK

PROGRAM INPUT CODES	STOP	LOCATION	INSTRUCTION		STOP	CONTENTS OF ADDRESS	NOTES	
			OPERATION	ADDRESS				
	/							
	/							
		10 10	x   p	1   6   0   0	/		first pass c. r.	
		10 11	x   z	0   0   0   0	/			
		10 12	x   p	3   3   0   0	/		p	
		10 13	x   z	0   0   0   0	/	X		
		10 14	x   p	0   6   0   0	/		1	
		10 15	x   z	0   0   0   0	/			
		10 16	x   p	1   6   0   0	/		c.r.	
		10 17	x   z	0   0   0   0	/	X		
		10 18		c   0   5   1   9	/		ac=0	
		10 19		x   p   0   0   0   0	/			
		11 10		x   i   0   0   0   0	/		input starting loc	
		11 11		r   0   4   5   1	/	X		
		11 12		u   0   4   3   0	/		stloc = forbt (stloc)	
		11 13		x   r   0   0   6   3	/			
		11 14		x   u   0   0   5   1	/		binarize (PIR 10.4)	
		11 15			h   0   5   1   4	/	X	stloc = binz (stloc)
		11 16			s   0   5   1   0	/		
		11 17			t   0   0   3   5	/		if stloc (llspl
		11 18			b   0   5   1   4	/		
		11 19			s   0   5   1   1	/	X	
		12 10			t   0   0   2   2	/		
		12 11			u   0   0   3   5	/		or stloc) lzsyt
		12 12			b   0   5   1   4	/		
		12 13			s   0   5   0   3	/	X	
		12 14			c   0   5   1   5	/		crloc = stloc - 1, ac=0
		12 15			x   p   0   0   0   0	/		
		12 16			x   i   0   0   0   0	/		input modifier
		12 17			r   0   4   5   1	/	X	
		12 18			u   0   4   3   0	/		forbt (mod)
		12 19			x   r   0   0   6   3	/		
		13 10			x   u   0   0   5   1	/		
		13 11			h   0   5   1   7	/	X	binz(mod)



PREPARED FOR: LGP-30 USERS' ORGANIZATION - POOL				PAGE 2 OF 11
JOB NO.	PROGRAM NO. H2-120	PROGRAM PREPARED BY: James N. Orton	PROGRAM CHECKED BY: POOL Review	DATE 2/5/60
PROBLEM: SYMBOLIC ASSEMBLY PROGRAM for the LGP-30 COMPUTER - LGPSAP				TRACK

PROGRAM INPUT CODES	SOS	LOCATION	INSTRUCTION		STOP	CONTENTS OF ADDRESS	NOTES
			OPERATION	ADDRESS			
	/						
	/	X					
		3 2	c	0 5 1 1 8	/		svctr = mod
		3 3	c	0 5 2 1 4	/		s = 0
		3 4	u	0 0 4 1 9	/		
		3 5	x p	1 6 0 0	/	X	out of bounds. cr
		3 6	x z	0 0 0 0	/		
		3 7	x p	3 5 0 0	/		o
		3 8	x z	0 0 0 0	/		
		3 9	x p	0 5 0 0	/	X	b
		4 10	x z	0 0 0 0	/		
		4 11	x z	0 0 0 5	/		error stop 5
		4 12	x p	1 6 0 0	/		symbol table full <sup>cr</sup>
		4 13	x z	0 0 0 0	/	X	
		4 14	x p	6 1 0 0	/		s
		4 15	x z	0 0 0 0	/		
		4 16	x p	4 5 0 0	/		t
		4 17	x z	0 0 0 0	/	X	
		4 18	x z	0 0 0 6	/		error stop 6
		4 19	b	0 5 1 1	/		
		5 10	a	0 5 2 4	/		
		5 11	ly	0 1 0 5 1 3	/	X	
		5 12	b	0 1 4 5 6	/		
		5 13	x h	6 3 6 1 3	/		lzsvt(s) = negwd
		5 14	b	0 5 2 4	/		
		5 15	a	0 5 0 3	/	X	
		5 16	h	0 5 2 4	/		s = s + 1
		5 17	b	0 5 1 1 3	/		
		5 18	s	0 5 2 4	/		
		5 19	t	0 0 6 1	/	X	
		6 10	u	0 0 4 1 9	/		if s (nmxml
		6 11	c	0 5 1 1 9	/		
		6 12	c	0 5 2 1 4	/		s = 0
		6 13	c	0 5 1 1 9	/	X	

PREPARED FOR: <b>LGP-30 USERS' ORGANIZATION - POOL</b>			PAGE <b>3</b>	OF <b>11</b>
JOB NO.	PROGRAM NO. <b>H2-120</b>	PROGRAM PREPARED BY: <b>James N. Orton</b>	PROGRAM CHECKED BY: <b>POOL Review</b>	DATE <b>2/5/60</b>
PROBLEM: <b>SYMBOLIC ASSEMBLY PROGRAM for the LGP-30 COMPUTER - LGPSAP</b>			TRACK	

PROGRAM INPUT CODES	STOP	LOCATION	INSTRUCTION		STOP	CONTENTS OF ADDRESS	NOTES
			OPERATION	ADDRESS			
	/						
	/	011010	x	p0101010	/		
		1011	x	i0101010	/		1st wd of line
		1012		n015102	/		
		1013		e0141515	/	X	last 6b char
		1014		c0151210	/		
		1015		s0151210	/		
		1016		t0121019	/		if wd) 0
		1017		b0141512	/	X	
		1018		y011115	/		
		1019		c015119	/		ac = 0
		1110	x	p0101010	/		
		1111	x	i0101010	/	X	input location symbol
		1112		n015102	/		
		1113		e0141513	/		
		1114		h0151210	/		...wd at 30
		1115	x	u6363	/	X	
		1116	x	p0101010	/		
		1117	x	i0101010	/		next wd through ac
		1118		b0151210	/		
		1119		s0141514	/	X	
		1210		t0111219	/		
		1211		s015102	/		
		1212		t0111214	/		if wd = "end,"
		1213		u011219	/	X	
		1214		b0151118	/		
		1215		s0151117	/		
		1216		a0151115	/		syctr - mod + crloc
		1217		h0151211	/	X	...flag
		1218		u012115	/		
		1219		b0151214	/		
		1310		a0151013	/		
		1311		h0151214	/	X	s = s + 1

PREPARED FOR: LGP-30 USERS' ORGANIZATION - POOL				PAGE 4 OF 11
JOB NO.	PROGRAM NO. H2-120	PROGRAM PREPARED BY: James N. Orton	PROGRAM CHECKED BY: POOL Review	DATE 2/5/60
PROBLEM: SYMBOLIC ASSEMBLY PROGRAM for the LGP-30 COMPUTER - LGPSAP				TRACK

PROGRAM INPUT CODES	STOP	LOCATION	INSTRUCTION		SOS	CONTENTS OF ADDRESS	NOTES
			OPERATION	ADDRESS			
	/						
	/	X					
		01 3 12	b	0 5 1 1 3	/		
		3 13	s	0 5 1 2 1	/		
		3 14	t	0 0 4 2	/		if s) nmxml
		3 15	b	0 5 2 0	/	X	
		3 16	n	0 5 2 2	/		(wd*mplr)mod 2e30 at 29
		3 17	m	0 5 0 9	/		bits 0-8 to 21-29
		3 18	e	0 5 1 3	/		21-29
		3 19	h	0 5 2 3	/	X	r random addr.mod-ifier
		4 10	a	0 5 1 1	/		
		4 11	y	0 1 1 3	/		
		4 12	y	0 1 1 7	/		
		4 13	x b	6 3 6 3	/	X	/lzsyt + r/
		4 14	t	0 1 1 6	/		if lzsyt(r) (ls 0,
		4 15	u	0 1 5 4	/		
		4 16	b	0 5 2 0	/		
		4 17	x h	6 3 6 3	/	X	lzsyt(r) = wd,
		4 18	b	0 5 7 2	/		
		4 19	a	0 5 2 3	/		
		5 10	y	0 1 5 2	/		
		5 11	b	0 5 1 8	/	X	
		5 12	x h	6 3 6 3	/		lzsya(r) = syctr.
		5 13	u	0 1 2 0 9	/		
		5 14	b	0 5 7 1	/		
		5 15	a	0 5 2 3	/	X	
		5 16	y	0 1 5 8	/		
		5 17	b	0 5 2 0	/		
		5 18	x s	6 3 6 3	/		/lzsyt + r/
		5 19	t	0 1 6 2	/	X	if wd / lzsyt(r)
		6 10	s	0 5 0 2	/		
		6 11	t	0 2 0 2	/		
		6 12	b	0 5 2 3	/		
		6 13	a	0 5 0 3	/	X	

LGP-30 CODING SHEET

PREPARED FOR: <b>LGP-30 USERS' ORGANIZATION - POOL</b>				PAGE <b>5</b> OF <b>11</b>
JOB NO.	PROGRAM NO. <b>H2-120</b>	PROGRAM PREPARED BY: <b>James N. Orton</b>	PROGRAM CHECKED BY: <b>POOL Review</b>	DATE <b>2/5/60</b>
PROBLEM: <b>SYMBOLIC ASSEMBLY PROGRAM for the LGP-30 COMPUTER - LGPSAP</b>				TRACK

PROGRAM INPUT CODES	STOP	LOCATION	INSTRUCTION		STOP	CONTENTS OF ADDRESS	NOTES
			OPERATION	ADDRESS			
	/						
	/	0121010	e	015113	/	r = (r+1)mod nmax.	
		0101	u	01139	/		
		0102	b	015124	/	multiply-defined sym	
		0103	s	015103	/		
		0104	h	015124	/	s = s - 1	
		0105	xp	1900	/	/	
		0106	xz	0000	/		
		0107	xp	2900	/	m	
		0108	xz	0000	/		
		0109	xp	0000	/		
		0110	xi	0000	/	next wd through ac	
		0111	b	015118	/		
		0112	a	015103	/		
		0113	h	015118	/	syctr = syctr + 1	
		0114	u	00063	/		
		0115	xp	1600	/	second pass. cr	
		0116	xz	0000	/		
		0117	xp	31300	/	p	
		0118	xz	0000	/		
		0119	xp	1000	/	2	
		0210	xz	0000	/		
		0211	xp	1600	/	cr	
		0212	xz	0000	/		
		0213	xz	00002	/	stop 2. restart tape	
		0214	c	015119	/		
		0215	xp	0000	/	1st wd of line	
		0216	xi	01000	/		
		0217	n	015102	/		
		0218	h	015120	/		
		0219	e	014155	/	last 6b char	
		0310	c	015119	/		
		0311	s	015119	/		

PREPARED FOR: LGP-30 USERS' ORGANIZATION - POOL

PAGE 6 OF 11

JOB NO.

PROGRAM NO.  
H2-120

PROGRAM PREPARED BY:  
James N. Orton

PROGRAM CHECKED BY:  
POOL Review

DATE  
2/5/60

PROBLEM: SYMBOLIC ASSEMBLY PROGRAM for the LGP-30 COMPUTER LGPSAP

TRACK

PROGRAM INPUT CODES	STOP	LOCATION	INSTRUCTION		STOP	CONTENTS OF ADDRESS	NOTES
			OPERATION	ADDRESS			
	/						
	/						
		012 13 12	t	0121417	/		if char) 0
		13 13	c	015119	/		ac = 0
		13 14	xp	0101010	/		
		13 15	xi	0101010	/	X	input loc symbol
		13 16	n	0151012	/		
		13 17	e	0141515	/		last char
		13 18	s	0141517	/		
		13 19	t	0121412	/	X	
		14 10	s	0151012	/		
		14 11	t	0131612	/		if last char = "x"
		14 12	c	015119	/		ac = 0
		14 13	xp	0101010	/	X	
		14 14	xi	0101010	/		input instruction
		14 15	n	0151012	/		
		14 16	u	0121418	/		
		14 17	b	0151210	/	X	
		14 18	e	0141518	/		last 1/2 char
		14 19	h	0151210	/		
		15 10	m	0141519	/		
		15 11	e	0141515	/	X	
		15 12	s	0141517	/		
		15 13	t	0121613	/		
		15 14	s	0151012	/		
		15 15	t	0121517	/	X	if 1/2 char = "x"
		15 16	u	0121613	/		
		15 17	b	0151216	/		
		15 18	y	0131118	/		set v1b
		15 19	b	0151210	/	X	
		16 10	e	0141610	/		
		16 11	h	0151210	/		1/2 char = "0"
		16 12	u	0131011	/		
		16 13	b	0151215	/	X	

PREPARED FOR: <b>LGP-30 USERS' ORGANIZATION - POOL</b>				PAGE <b>7</b> OF <b>11</b>
JOB NO.	PROGRAM NO. <b>H2-120</b>	PROGRAM PREPARED BY: <b>James N. Orton</b>	PROGRAM CHECKED BY: <b>POOL Review</b>	DATE <b>2/5/60</b>
PROBLEM: <b>SYMBOLIC ASSEMBLY PROGRAM for the LGP-30 COMPUTER LGPSAP</b>				TRACK

PROGRAM INPUT CODES	STOP	LOCATION	INSTRUCTION		STOP	CONTENTS OF ADDRESS	NOTES
			OPERATION	ADDRESS			
	/						
	/	<input checked="" type="checkbox"/>					
		013 10 10	y	013 118	/		set vla
		10 11	b	015 210	/		
		10 12	s	014 61	/		
		10 13	t	013 110	/	<input checked="" type="checkbox"/>	
		10 14	s	015 012	/		
		10 15	t	013 017	/		if wd = 800t(6-bit),
		10 16	u	013 110	/		
		10 17	b	014 612	/	<input checked="" type="checkbox"/>	
		10 18	h	015 116	/		wkloc = 800t(11-bit),
		10 19	u	013 114	/		
		11 10	b	015 210	/		store command
		11 11	n	014 613	/	<input checked="" type="checkbox"/>	
		11 12	e	015 010	/		[w0000]
		11 13	h	015 116	/		
		11 14	r	011 115	/		
		11 15	u	011 019	/	<input checked="" type="checkbox"/>	input address symbol
		11 16	s	015 012	/		
		11 17	t	014 112	/		if = 0
		11 18	u	013 118	/		vc 1
		11 19	b	015 210	/	<input checked="" type="checkbox"/>	
		12 10	n	015 212	/		
		12 11	m	015 019	/		
		12 12	e	015 113	/		bits 1-9 [wd*mplr] <sup>2e30</sup> mod
		12 13	h	015 213	/	<input checked="" type="checkbox"/>	...r
		12 14	a	015 111	/		
		12 15	y	013 216	/		
		12 16	x	016 3163	/		/lzsyt + r/
		12 17	s	015 210	/	<input checked="" type="checkbox"/>	
		12 18	t	013 318	/		
		12 19	s	015 012	/		
		13 10	t	013 312	/		if wd = lzsyt(r)
		13 11	u	013 318	/	<input checked="" type="checkbox"/>	

LGP-30 CODING SHEET

PREPARED FOR: LGP - 30 USERS' ORGANIZATION - POOL				PAGE 8 OF 11
JOB NO.	PROGRAM NO. H2-120	PROGRAM PREPARED BY: James N. Orton	PROGRAM CHECKED BY: POOL Review	DATE 2/5/60
PROBLEM: SYMBOLIC ASSEMBLY PROGRAM for the LGP-30 COMPUTER LGPSAP				TRACK

PROGRAM INPUT CODES	STOP	LOCATION	INSTRUCTION		STOP	CONTENTS OF ADDRESS	NOTES
			OPERATION	ADDRESS			
	/						
	/	0131312	b	0151213	/		
		1313	a	015112	/		
		1314	y	0131315	/		
		1315	x b	6131613	/	X	/lzsva + r/
		1316	ty	0151116	/		addr(wkloc)=lzsva(r)
		1317	u	0141112	/		
		1318	b	0151213	/		
		1319	a	0151111	/	X	
		1410	ry	0131411	/		
		1411	x b	6131613	/		/lzsyt + r/
		1412	t	0131417	/		
		1413	b	0151213	/	X	if lzsyt(r) > 0
		1414	a	0151013	/		
		1415	le	0151113	/		r = (r+1)mod nmax
		1416	u	0131213	/		
		1417	x p	1191010	/	X	undefined symbol. /
		1418	x z	0101010	/		
		1419	x p	4111010	/		u
		1510	x z	0101010	/		
		1511	b	0151217	/	X	
		1512	h	0151116	/		wkloc = gggggggg
		1513	u	0141112	/		
		1514	b	0151210	/		
		1515	m	0151011	/	X	
		1516	r	0141511	/		
		1517	u	0141310	/		forbt(wd)
		1518	x r	0101613	/		
		1519	x u	0101511	/	X	binz(wd) (PIR 10.1)
		1610	y	0151116	/		...addr(wkloc)
		1611	u	0141112	/		
		1612	c	0151119	/		hex constant ac = 0
		1613	x p	0101010	/	X	



CARRIAGE RETURN



= CONDITIONAL STOP CODE

LGP-30 CODING SHEET

PREPARED FOR: LGP-30 USERS' ORGANIZATION - POOL			PAGE 9 OF 11
JOB NO.	PROGRAM NO. H2-120	PROGRAM PREPARED BY: James N. Orton	PROGRAM CHECKED BY: POOL Review
PROBLEM: SYMBOLIC ASSEMBLY PROGRAM for the LGP-30 COMPUTER LGPSAP			DATE 2/5/60
			TRACK

PROGRAM INPUT CODES	STOP	LOCATION	INSTRUCTION		STOP	CONTENTS OF ADDRESS	NOTES
			OPERATION	ADDRESS			
	/						
	/	041010	x	i001010	/		input first half
		011	r	04511	/		
		012	u	0430	/		to 4-bit
		013	n	05014	/	X	at 15
		014	c	0516	/		...wkloc
		015	x	p001010	/		
		016	x	i001010	/		input second half
		017	r	04511	/	X	
		018	u	0430	/		to 4-bit
		019	m	0505	/		at 31
		110	a	0516	/		+ wkloc
		111	h	0516	/	X	...wkloc
		112	b	0515	/		
		113	a	0503	/		
		114	h	0515	/		crloc = crloc + 1
		115	s	0511	/	X	
		116	t	0418	/		
		117	u	01035	/		if crloc ) lzsyt
		118	b	0515	/		
		119	y	04211	/	X	
		210	b	0516	/		
		211	x	h61363	/		c(wkloc)...crloc
		212	b	0515	/		
		213	x	r0161010	/	X	D3. print tab, sp,
		214	x	u013013	/		crloc, c(crloc), sp
		215	b	05115	/		
		216	s	05211	/		
		217	t	0224	/	X	if crloc is flag
		218	x	z0101013	/		prog stop
		219	u	0101010	/		input start comp for next
		310	c	051218	/		4-bit conv rtn. word at 31
		311	c	05219	/	X	4b wd = 0



PREPARED FOR:

LGP-30 USERS' ORGANIZATION - POOL

PAGE 10 OF 11

JOB NO.

PROGRAM NO.  
H2-120

PROGRAM PREPARED BY:  
James N. Orton

PROGRAM CHECKED BY:  
POOL Review

DATE  
2/5/60

PROBLEM:

SYMBOLIC ASSEMBLY PROGRAM for the LGP-30 COMPUTER LGPSAP

TRACK

PROGRAM INPUT CODES	STOP	LOCATION	INSTRUCTION		STOP	CONTENTS OF ADDRESS	NOTES
			OPERATION	ADDRESS			
	/						
	/	<input checked="" type="checkbox"/>					
		0,4   3   2		b   05   06	/		
		3   3		h   05   19	/		-1 into counter
		3   4		b   05   07	/		
		3   5		h   05   30	/	<input checked="" type="checkbox"/>	initialize mask bits 26-9
		3   6		b   05   28	/		
		3   7		e   05   30	/		kth 1-bit char k=1,3,2,1
		3   8		a   05   29	/		
		3   9		h   05   29	/	<input checked="" type="checkbox"/>	
		4   10		b   05   28	/		
		4   11		m   05   05	/		position next 1-bit char
		4   12		h   05   28	/		
		4   13		b   05   30	/	<input checked="" type="checkbox"/>	
		4   14		n   05   08	/		char left 1. set mask for next
		4   15		h   05   30	/		
		4   16		b   05   19	/		
		4   17		a   05   02	/	<input checked="" type="checkbox"/>	
		4   18		h   05   19	/		increase ctr by 1
		4   19		t   04   36	/		if ctr negative
		5   10		b   05   29	/		
		5   11		x   u6   3   63	/	<input checked="" type="checkbox"/>	exit
		5   12		z   07   16	/		
0   0   0   0   0   1   1   0		5   13		7   w   w   w   w   w   q	/		
		5   14		0   0   0   4   f   j   f   f	/		
		5   15		0   0   0   0   0   7   q	/	<input checked="" type="checkbox"/>	
		5   16		w   w   w   w   w   w   q	/		
		5   17		0   0   0   0   0   4   q	/		
		5   18		0   1   w   w   w   w   w   q	/		
		5   19		0   2   0   0   0   0   0	/	<input checked="" type="checkbox"/>	
		6   10		0   1   w   w   q   1   7   q	/		
		6   11		0   1   1   0   4   1   5   f	/		
		6   12		8   0   0   g   0   0   0   0	/		
		6   13		x   z   3   2   0   0	/	<input checked="" type="checkbox"/>	

LGP-30 CODING SHEET

PREPARED FOR: LGP-30 USERS' ORGANIZATION - POOL				PAGE 11 OF 11
JOB NO.	PROGRAM NO. H2-120	PROGRAM PREPARED BY: James N. Orton	PROGRAM CHECKED BY: POOL Review	DATE 2/5/60
PROBLEM: SYMBOLIC ASSEMBLY PROGRAM for the LGP-30 COMPUTER LGPSAP				TRACK

PROGRAM INPUT CODES	SOS	LOCATION	INSTRUCTION		SOS	CONTENTS OF ADDRESS	NOTES
			OPERATION	ADDRESS			
	/						
	/	0, 510 10	s	0101010	/		
0101010101012		10 11	x z	0101010	/		
		10 12	x z	0101010	/		
		10 13	x z	0101017	/		
0101010101013		10 14	x z	4101010	/		
		10 15	x z	2101010	/		
		10 16	w w w w	w w w 8	/		minus 4 at 30
		10 17	x z	010115	/		
		10 18	x z	0101014	/		
		10 19	x z	014100	/		
		11 10	z	0531	/		final 10¢ plus 1
		11 11	x z	418100	/		
		11 12	x z	516100	/		
		11 13	x z	0171613	/		
		11 14	x z	0101010	/		
		11 15	x z	0101010	/		
		11 16	x z	0101010	/		
		11 17	x z	0101010	/		
		11 18	x z	0101010	/		
		11 19	x z	0101010	/		
		12 10	x z	0101010	/		
		12 11	x z	0101010	/		
0101010101011		12 12	0 5 k 2 1 k g f		/		5ell
		12 13	x z	0101010	/		
		12 14	x z	0101010	/		
		12 15	z	013119	/		
		12 16	z	013154	/		
0101010101011		12 17	a a a a a a a a		/		
		12 18	x z	0101010	/		
		12 19	x z	0101010	/		
		13 10	x z	0101010	/		
		13 11	x z	0101010	/		